

CHARACTERISTICS OF EITC-ELIGIBLE TAXPAYERS, 2007

STATE:

Georgia

The Metropolitan Policy Program at Brookings

EITC-ELIGIBLE POPULATION

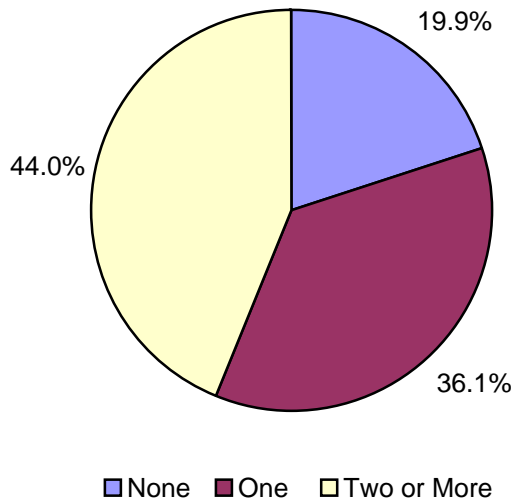
Total EITC-Eligible Tax Units 817,040 Total Population in EITC-Eligible Units 2,453,467

EITC-ELIGIBLE FILING UNIT CHARACTERISTICS

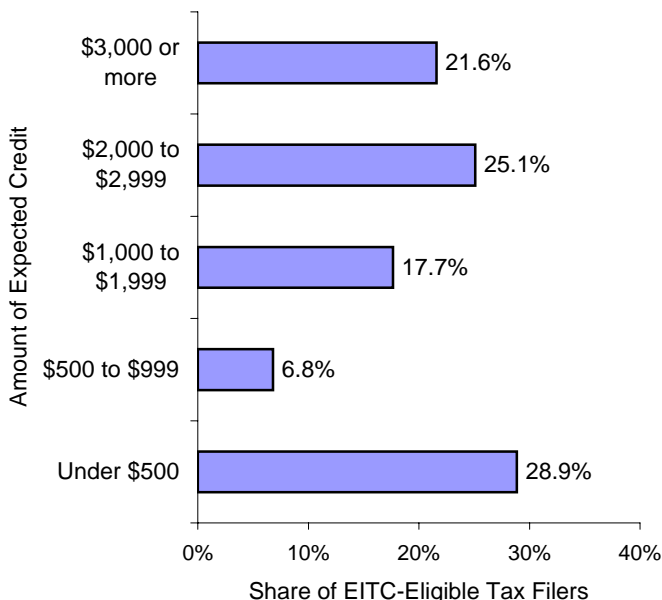
Filing Status

Married, Filing Jointly 24.0%
 Head of Household 58.5%
 Single 17.5%

Number of Qualifying Children



Size of Expected Earned Income Tax Credit

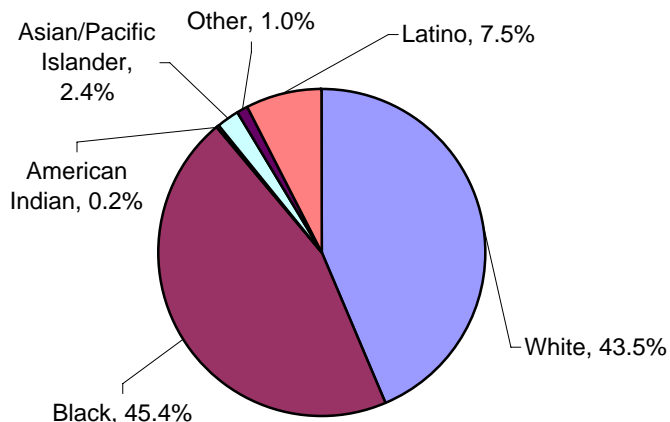


Adjusted Gross Income

\$1 to \$4,999 17.7%
 \$5,000 to \$9,999 16.1%
 \$10,000 to \$14,999 17.3%
 \$15,000 to \$19,999 11.7%
 \$20,000 to \$24,999 12.6%
 \$25,000 to \$29,999 10.6%
 \$30,000 to \$39,999 14.1%

EITC-ELIGIBLE TAX FILER CHARACTERISTICS

Race and Ethnicity of Taxpayer

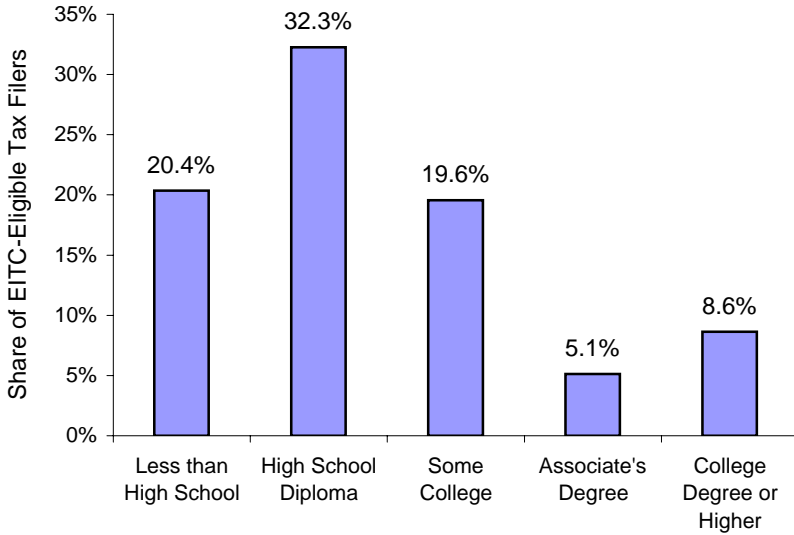


Age of Taxpayer

Under 25 years 14.0%
 25 to 34 years 31.3%
 35 to 44 years 25.4%
 45 to 54 years 15.7%
 55 years and over 13.6%

EITC-ELIGIBLE TAX FILER CHARACTERISTICS (CONTINUED)

Highest Level of Education Attained by Taxpayer



Home Ownership

Owner-occupied, with mortgage	38.3%
Owner-occupied, no mortgage	12.3%
Renter-occupied	47.3%

Receipt of Food Stamps

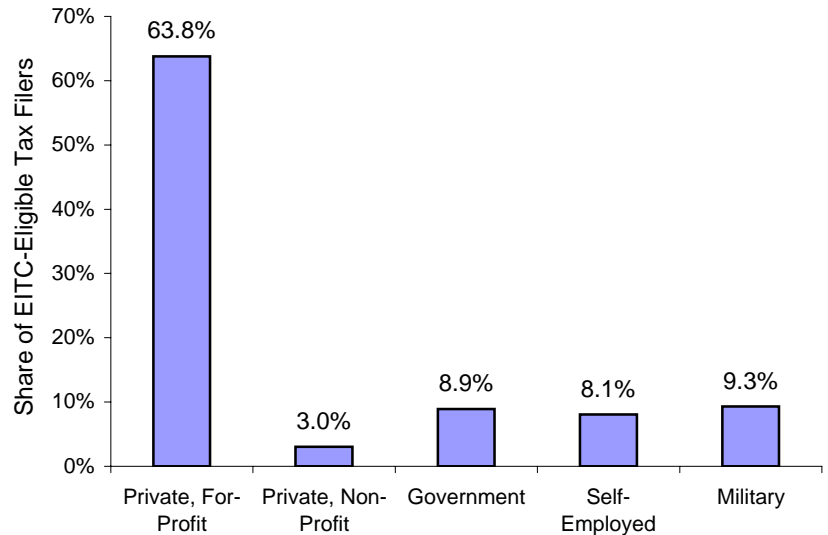
Share of tax filers in households that receive food stamps	23.8%
--	-------

Language Spoken at Home

English	88.0%
Spanish	7.6%
Other	4.4%

* "Other" includes any language that is spoken by (a) less than 1% of taxpayers, or (b) less than 2,000 taxpayers in total.

Sector of Work for Taxpayers



* Categories may not add to 100%. Remainder represents taxpayers who identified themselves as unemployed.

Top Five Occupations

Office Administration	13.1%
Sales	10.6%
Construction/Mining	9.5%
Transportation	9.3%
Production/Manufacturing	8.4%

Top Five Industries

Retail Trade	12.3%
Construction	10.8%
Manufacturing	10.5%
Accommodation/Food Services	10.5%
Healthcare	10.1%