

CHARACTERISTICS OF EITC-ELIGIBLE TAXPAYERS, 2007

STATE:

Florida

The Metropolitan Policy Program at Brookings

EITC-ELIGIBLE POPULATION

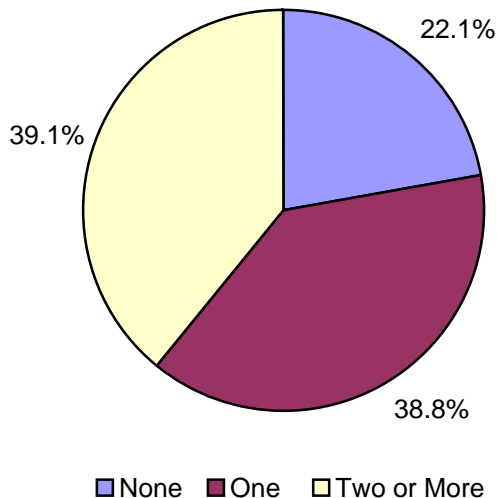
Total EITC-Eligible Tax Units 1,433,629 Total Population in EITC-Eligible Units 4,143,335

EITC-ELIGIBLE FILING UNIT CHARACTERISTICS

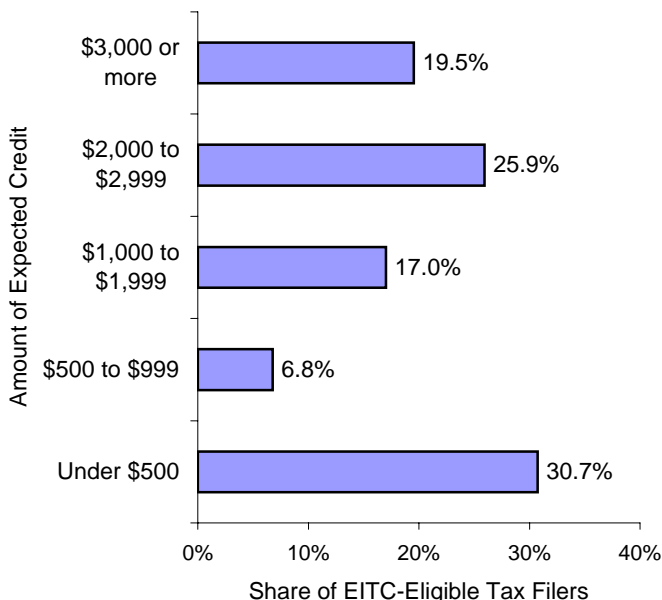
Filing Status

Married, Filing Jointly 23.9%
 Head of Household 56.5%
 Single 19.7%

Number of Qualifying Children



Size of Expected Earned Income Tax Credit

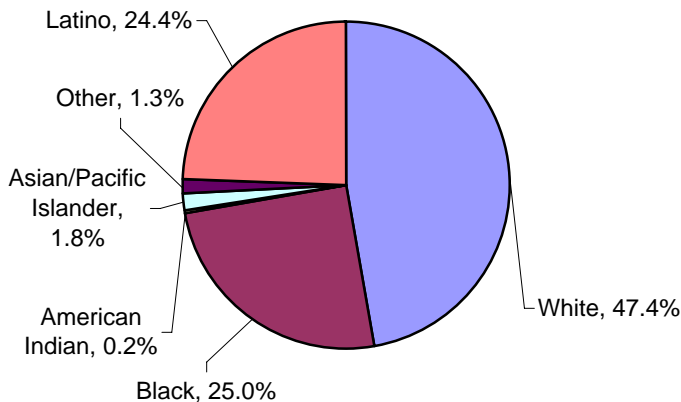


Adjusted Gross Income

\$1 to \$4,999 16.4%
 \$5,000 to \$9,999 15.2%
 \$10,000 to \$14,999 17.2%
 \$15,000 to \$19,999 11.5%
 \$20,000 to \$24,999 13.2%
 \$25,000 to \$29,999 11.8%
 \$30,000 to \$39,999 14.6%

EITC-ELIGIBLE TAX FILER CHARACTERISTICS

Race and Ethnicity of Taxpayer

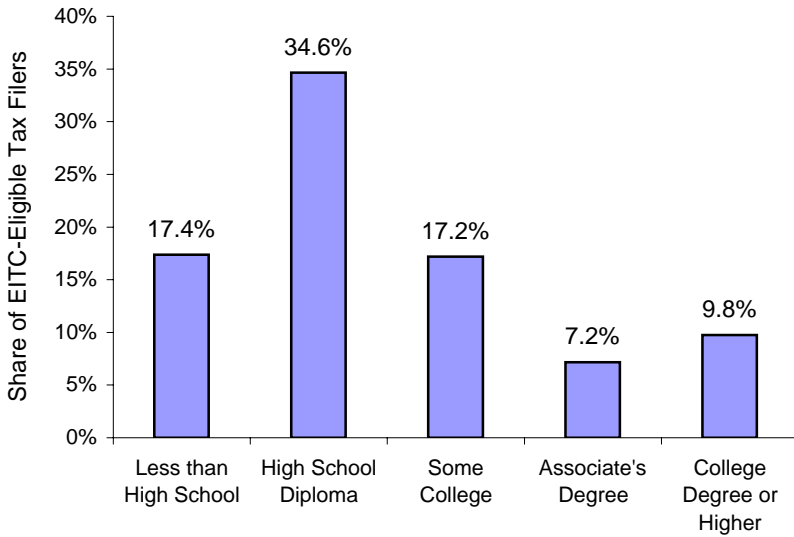


Age of Taxpayer

Under 25 years 13.9%
 25 to 34 years 26.6%
 35 to 44 years 24.5%
 45 to 54 years 18.8%
 55 years and over 16.3%

EITC-ELIGIBLE TAX FILER CHARACTERISTICS (CONTINUED)

Highest Level of Education Attained by Taxpayer



Home Ownership

Owner-occupied, with mortgage	39.7%
Owner-occupied, no mortgage	12.5%
Renter-occupied	45.2%

Receipt of Food Stamps

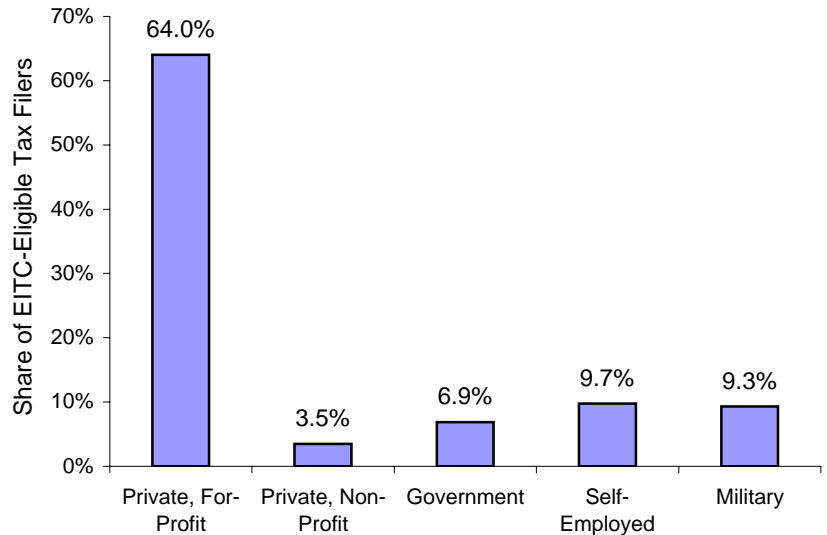
Share of tax filers in households that receive food stamps	16.9%
--	-------

Language Spoken at Home

English	69.9%
Spanish	23.6%
French Creole	2.7%
Other	3.8%

* "Other" includes any language that is spoken by (a) less than 1% of taxpayers, or (b) less than 2,000 taxpayers in total.

Sector of Work for Taxpayers



* Categories may not add to 100%. Remainder represents taxpayers who identified themselves as unemployed.

Top Five Occupations

Office Administration	15.1%
Sales	11.4%
Construction/Mining	10.1%
Food Preparation	8.3%
Transportation	7.8%

Top Five Industries

Retail Trade	12.9%
Construction	11.5%
Accommodation/Food Services	10.4%
Healthcare	10.2%
Administrative Services	7.7%