

CHARACTERISTICS OF EITC-ELIGIBLE TAXPAYERS, 2007

STATE:

District of Columbia

The Metropolitan Policy Program at Brookings

EITC-ELIGIBLE POPULATION

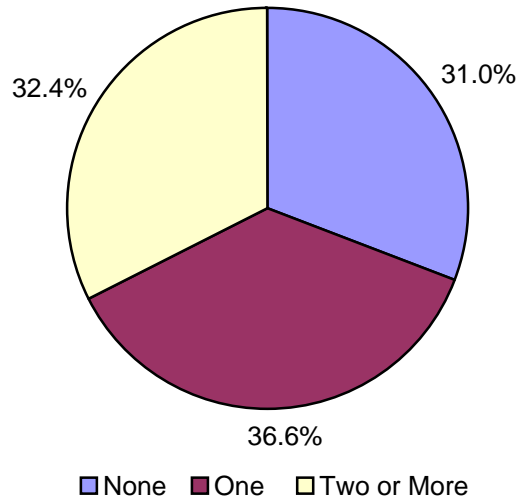
Total EITC-Eligible Tax Units	41,302	Total Population in EITC-Eligible Units	105,328
-------------------------------	--------	---	---------

EITC-ELIGIBLE FILING UNIT CHARACTERISTICS

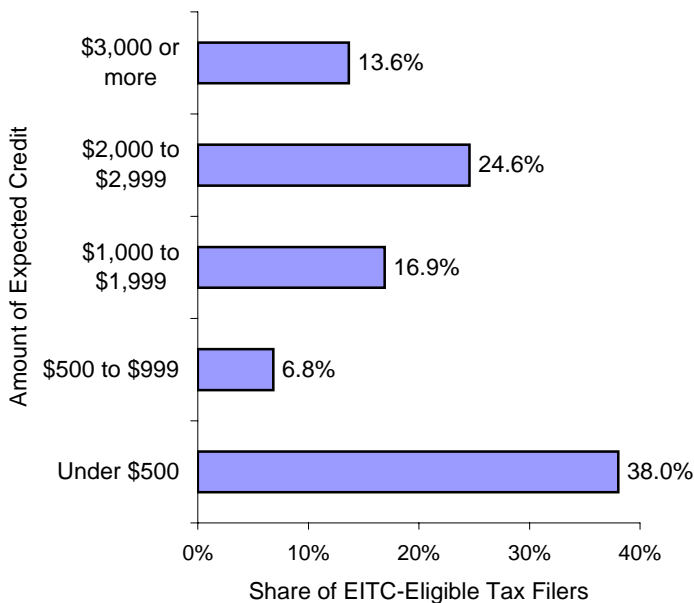
Filing Status

Married, Filing Jointly	6.6%
Head of Household	63.1%
Single	30.3%

Number of Qualifying Children



Size of Expected Earned Income Tax Credit

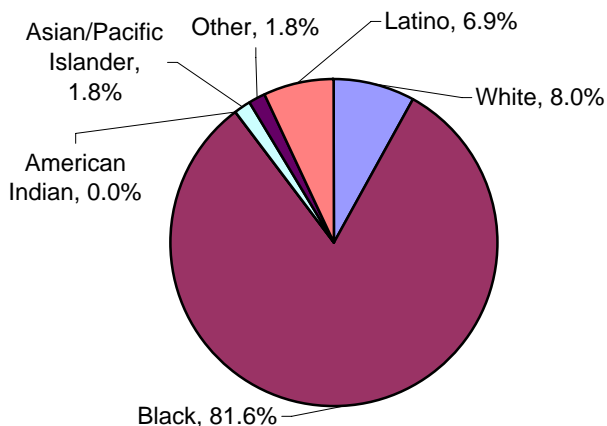


Adjusted Gross Income

\$1 to \$4,999	24.1%
\$5,000 to \$9,999	15.4%
\$10,000 to \$14,999	14.8%
\$15,000 to \$19,999	11.5%
\$20,000 to \$24,999	8.9%
\$25,000 to \$29,999	12.7%
\$30,000 to \$39,999	12.6%

EITC-ELIGIBLE TAX FILER CHARACTERISTICS

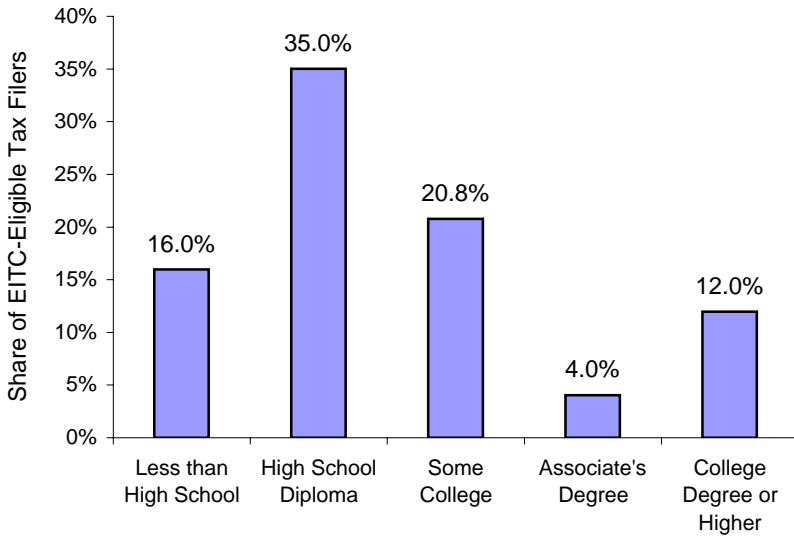
Race and Ethnicity of Taxpayer



Age of Taxpayer

Under 25 years	12.2%
25 to 34 years	35.1%
35 to 44 years	20.1%
45 to 54 years	18.2%
55 years and over	14.4%

Highest Level of Education Attained by Taxpayer



Home Ownership

Owner-occupied, with mortgage	22.1%
Owner-occupied, no mortgage	6.2%
Renter-occupied	68.7%

Receipt of Food Stamps

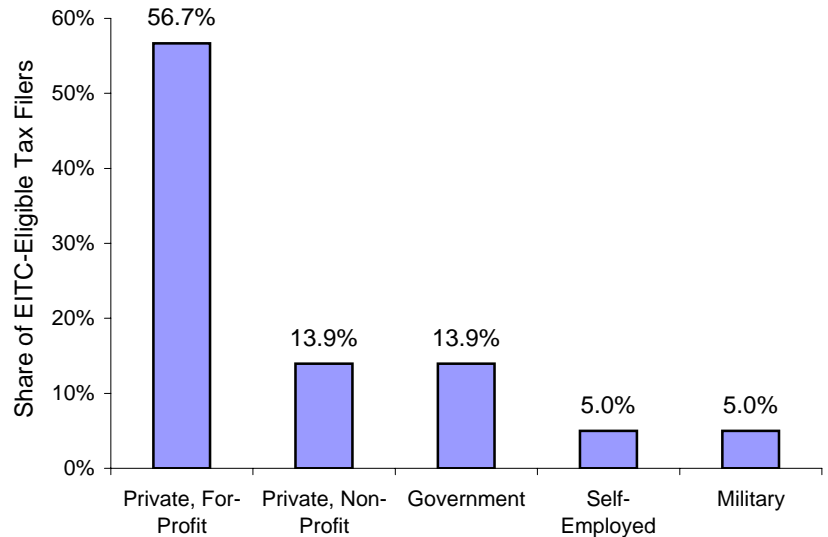
Share of tax filers in households that receive food stamps	27.1%
--	-------

Language Spoken at Home

English	88.0%
Spanish	7.2%
Other	4.8%

* "Other" includes any language that is spoken by (a) less than 1% of taxpayers, or (b) less than 2,000 taxpayers in total.

Sector of Work for Taxpayers



* Categories may not add to 100%. Remainder represents taxpayers who identified themselves as unemployed.

Top Five Occupations

Office Administration	18.0%
Food Preparation	8.6%
Sales	7.4%
Healthcare Support	6.7%
Education/Training	6.6%

Top Five Industries

Healthcare	19.5%
Accommodation/Food Services	10.3%
Administrative Services	9.9%
Education	8.5%
Other Services	6.8%