

CHARACTERISTICS OF EITC-ELIGIBLE TAXPAYERS, 2007

STATE:

Connecticut

The Metropolitan Policy Program at Brookings

EITC-ELIGIBLE POPULATION

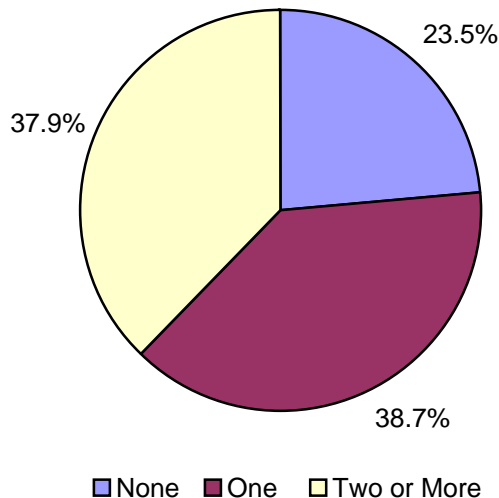
Total EITC-Eligible Tax Units	206,087	Total Population in EITC-Eligible Units	577,565
--------------------------------------	---------	--	---------

EITC-ELIGIBLE FILING UNIT CHARACTERISTICS

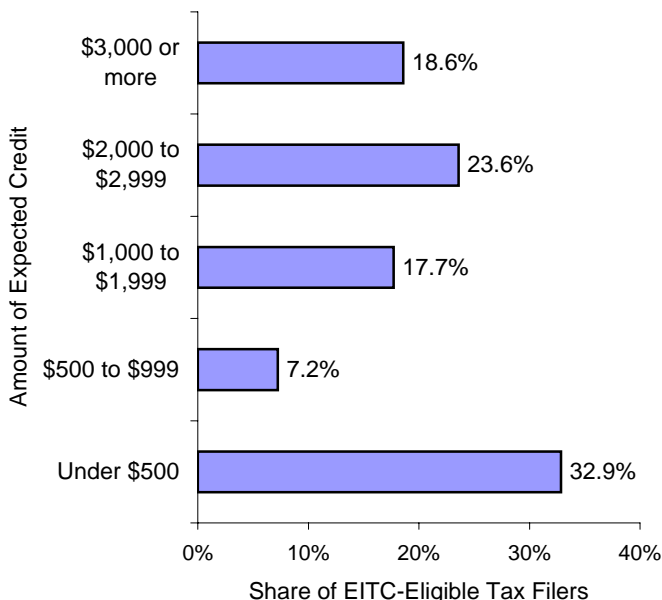
Filing Status

Married, Filing Jointly	16.9%
Head of Household	61.6%
Single	21.5%

Number of Qualifying Children



Size of Expected Earned Income Tax Credit

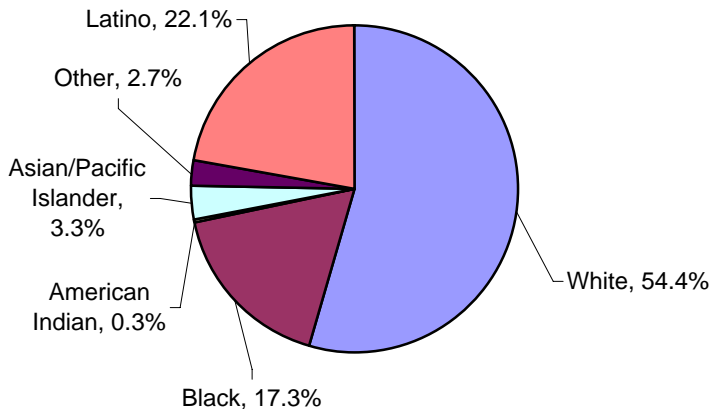


Adjusted Gross Income

\$1 to \$4,999	21.2%
\$5,000 to \$9,999	17.0%
\$10,000 to \$14,999	14.6%
\$15,000 to \$19,999	9.2%
\$20,000 to \$24,999	13.5%
\$25,000 to \$29,999	9.8%
\$30,000 to \$39,999	14.7%

EITC-ELIGIBLE TAX FILER CHARACTERISTICS

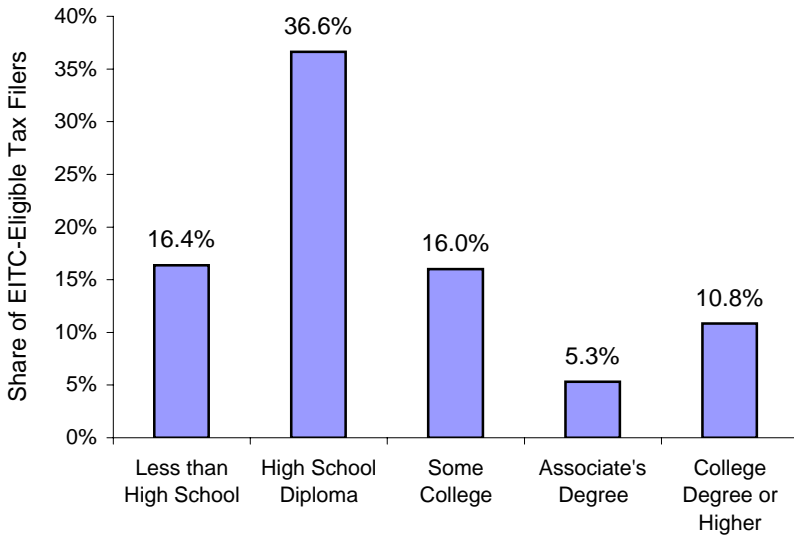
Race and Ethnicity of Taxpayer



Age of Taxpayer

Under 25 years	14.8%
25 to 34 years	28.0%
35 to 44 years	23.0%
45 to 54 years	19.0%
55 years and over	15.2%

Highest Level of Education Attained by Taxpayer



Home Ownership

Owner-occupied, with mortgage	32.9%
Owner-occupied, no mortgage	9.7%
Renter-occupied	52.4%

Receipt of Food Stamps

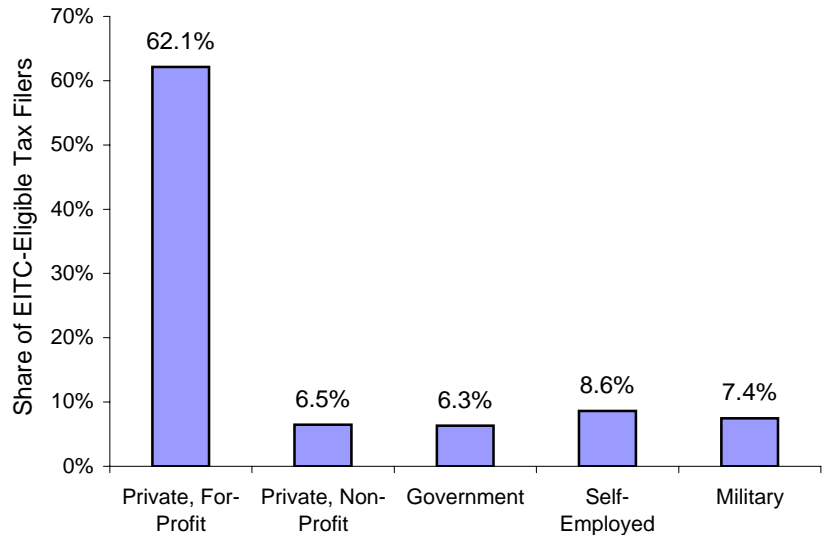
Share of tax filers in households that receive food stamps	21.9%
--	-------

Language Spoken at Home

English	73.3%
Spanish	19.2%
Other	7.5%

* "Other" includes any language that is spoken by (a) less than 1% of taxpayers, or (b) less than 2,000 taxpayers in total.

Sector of Work for Taxpayers



* Categories may not add to 100%. Remainder represents taxpayers who identified themselves as unemployed.

Top Five Occupations

Office Administration	14.8%
Sales	11.8%
Food Preparation	8.4%
Production/Manufacturing	7.2%
Construction/Mining	7.0%

Top Five Industries

Retail Trade	15.7%
Healthcare	14.7%
Accommodation/Food Services	8.7%
Manufacturing	8.0%
Construction	7.9%