

CHARACTERISTICS OF EITC-ELIGIBLE TAXPAYERS, 2007

STATE:

Colorado

The Metropolitan Policy Program at Brookings

EITC-ELIGIBLE POPULATION

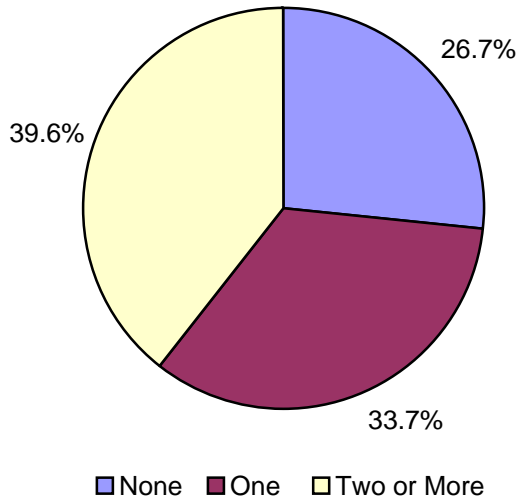
Total EITC-Eligible Tax Units	347,907	Total Population in EITC-Eligible Units	999,224
--------------------------------------	---------	--	---------

EITC-ELIGIBLE FILING UNIT CHARACTERISTICS

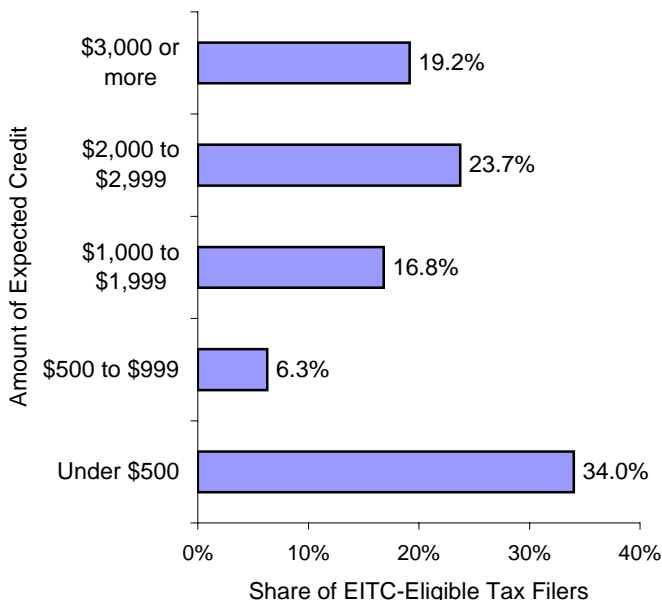
Filing Status

Married, Filing Jointly	26.9%
Head of Household	48.4%
Single	24.8%

Number of Qualifying Children



Size of Expected Earned Income Tax Credit

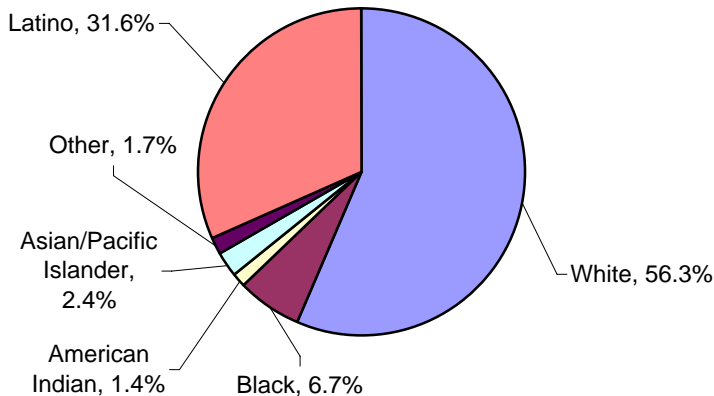


Adjusted Gross Income

\$1 to \$4,999	17.1%
\$5,000 to \$9,999	18.2%
\$10,000 to \$14,999	17.0%
\$15,000 to \$19,999	10.5%
\$20,000 to \$24,999	12.1%
\$25,000 to \$29,999	10.7%
\$30,000 to \$39,999	14.3%

EITC-ELIGIBLE TAX FILER CHARACTERISTICS

Race and Ethnicity of Taxpayer

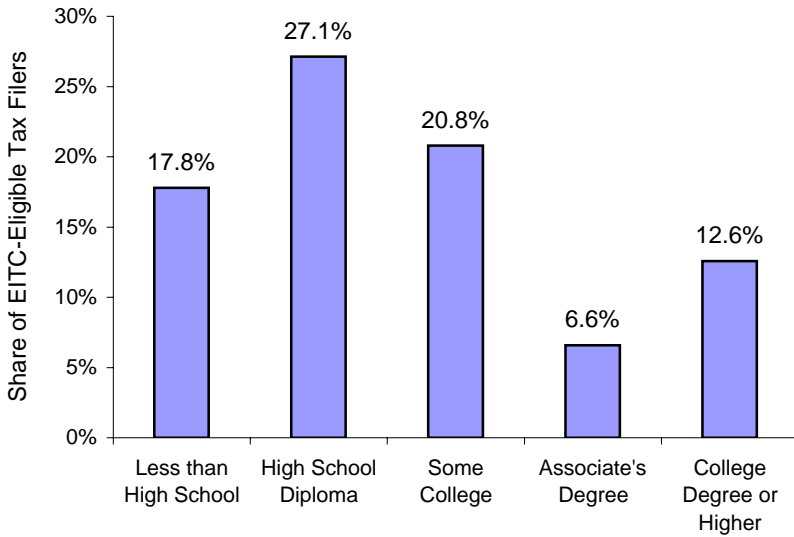


Age of Taxpayer

Under 25 years	15.2%
25 to 34 years	32.7%
35 to 44 years	23.6%
45 to 54 years	16.4%
55 years and over	12.1%

EITC-ELIGIBLE TAX FILER CHARACTERISTICS (CONTINUED)

Highest Level of Education Attained by Taxpayer



Home Ownership

Owner-occupied, with mortgage	36.5%
Owner-occupied, no mortgage	10.0%
Renter-occupied	49.0%

Receipt of Food Stamps

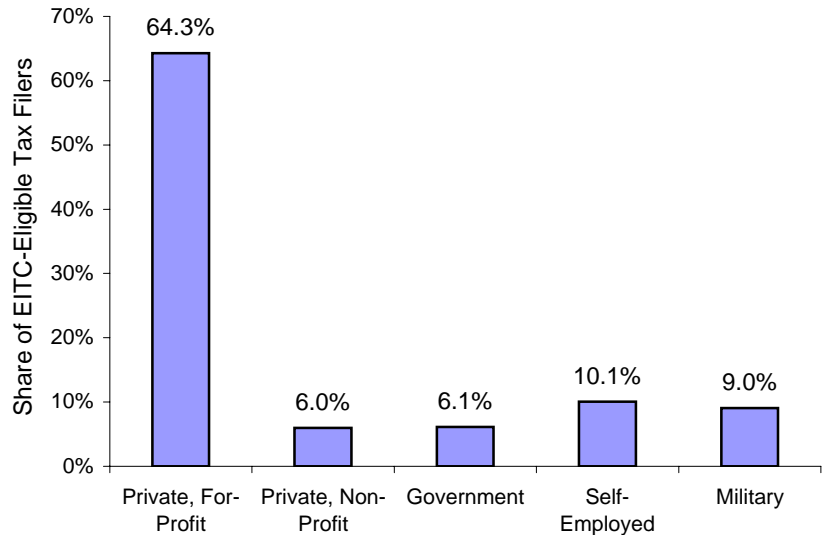
Share of tax filers in households that receive food stamps	18.0%
--	-------

Language Spoken at Home

English	77.0%
Spanish	19.4%
Other	3.6%

* "Other" includes any language that is spoken by (a) less than 1% of taxpayers, or (b) less than 2,000 taxpayers in total.

Sector of Work for Taxpayers



* Categories may not add to 100%. Remainder represents taxpayers who identified themselves as unemployed.

Top Five Occupations

Construction/Mining	13.4%
Office Administration	12.9%
Sales	9.5%
Transportation	8.7%
Food Preparation	8.4%

Top Five Industries

Construction	14.1%
Retail Trade	12.9%
Healthcare	10.4%
Accommodation/Food Services	10.1%
Administrative Services	6.9%