

CHARACTERISTICS OF EITC-ELIGIBLE TAXPAYERS, 2007

STATE:

California

The Metropolitan Policy Program at Brookings

EITC-ELIGIBLE POPULATION

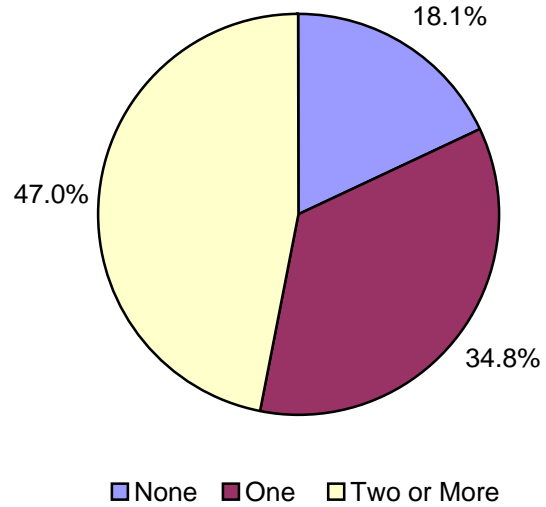
Total EITC-Eligible Tax Units 2,759,162 Total Population in EITC-Eligible Units 9,118,579

EITC-ELIGIBLE FILING UNIT CHARACTERISTICS

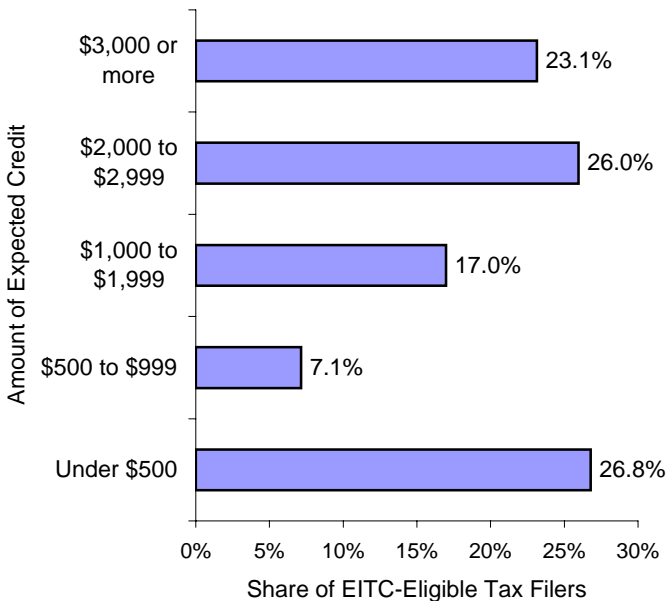
Filing Status

Married, Filing Jointly 31.2%
 Head of Household 52.7%
 Single 16.1%

Number of Qualifying Children



Size of Expected Earned Income Tax Credit

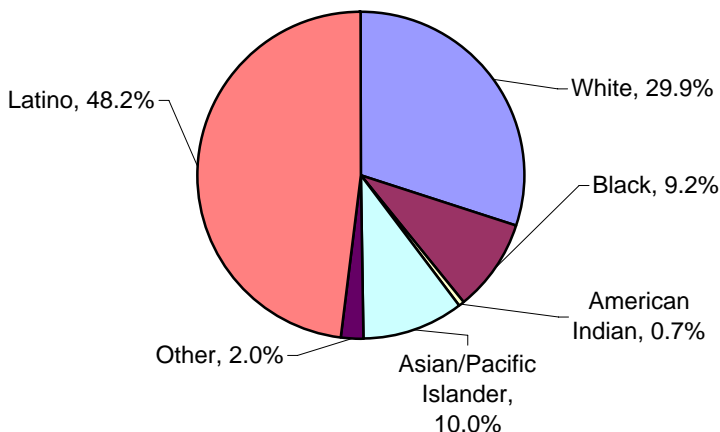


Adjusted Gross Income

\$1 to \$4,999 15.9%
 \$5,000 to \$9,999 14.5%
 \$10,000 to \$14,999 16.9%
 \$15,000 to \$19,999 12.0%
 \$20,000 to \$24,999 12.7%
 \$25,000 to \$29,999 11.6%
 \$30,000 to \$39,999 16.4%

EITC-ELIGIBLE TAX FILER CHARACTERISTICS

Race and Ethnicity of Taxpayer

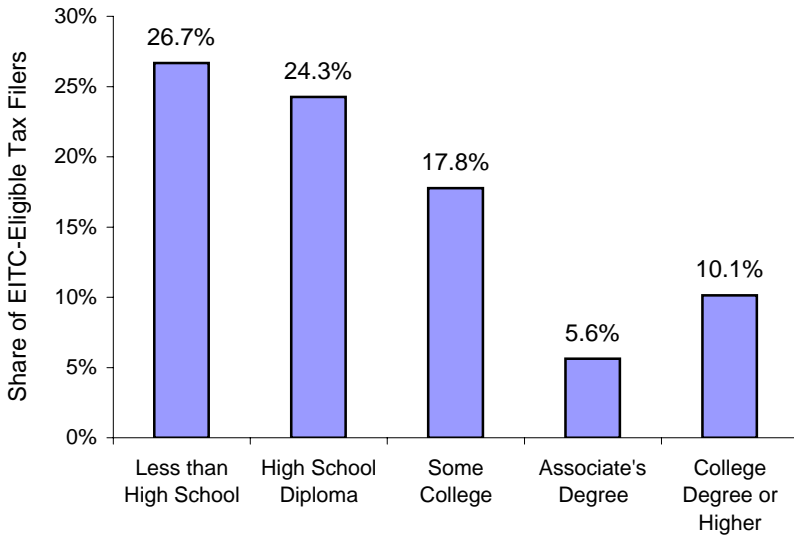


Age of Taxpayer

Under 25 years 15.5%
 25 to 34 years 29.0%
 35 to 44 years 23.8%
 45 to 54 years 17.8%
 55 years and over 13.8%

EITC-ELIGIBLE TAX FILER CHARACTERISTICS (CONTINUED)

Highest Level of Education Attained by Taxpayer



Home Ownership

Owner-occupied, with mortgage	35.1%
Owner-occupied, no mortgage	7.7%
Renter-occupied	54.5%

Receipt of Food Stamps

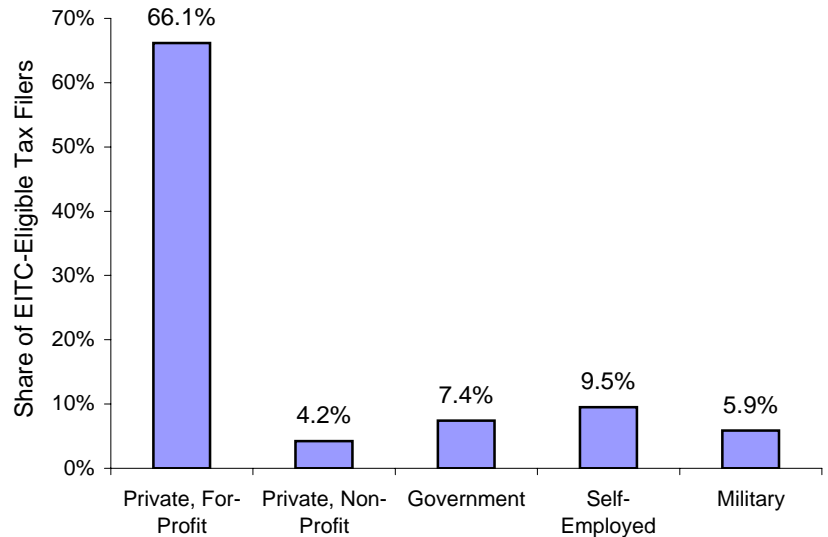
Share of tax filers in households that receive food stamps	13.8%
--	-------

Language Spoken at Home

English	47.8%
Spanish	40.7%
Vietnamese	1.8%
Tagalog	1.6%
Other	8.1%

* "Other" includes any language that is spoken by (a) less than 1% of taxpayers, or (b) less than 2,000 taxpayers in total.

Sector of Work for Taxpayers



* Categories may not add to 100%. Remainder represents taxpayers who identified themselves as unemployed.

Top Five Occupations

Office Administration	14.1%
Sales	10.0%
Construction/Mining	8.9%
Transportation	8.3%
Production/Manufacturing	7.4%

Top Five Industries

Retail Trade	11.9%
Healthcare	9.9%
Construction	9.8%
Manufacturing	8.9%
Accommodation/Food Services	8.0%