

CHARACTERISTICS OF EITC-ELIGIBLE TAXPAYERS, 2007

METRO AREA:

Bridgeport-Stamford-Norwalk, CT

The Metropolitan Policy Program at Brookings

EITC-ELIGIBLE POPULATION

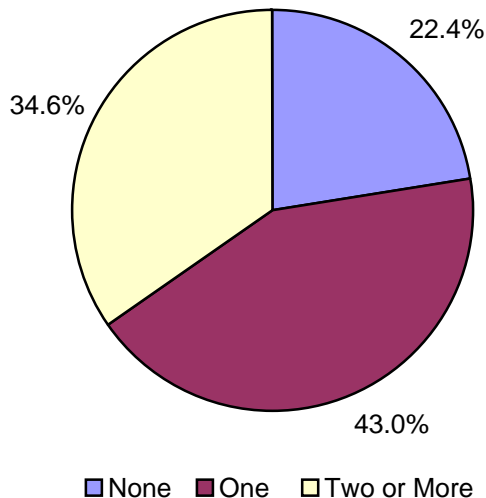
Total EITC-Eligible Tax Units	43,225	Total Population in EITC-Eligible Units	123,444
-------------------------------	--------	---	---------

EITC-ELIGIBLE FILING UNIT CHARACTERISTICS

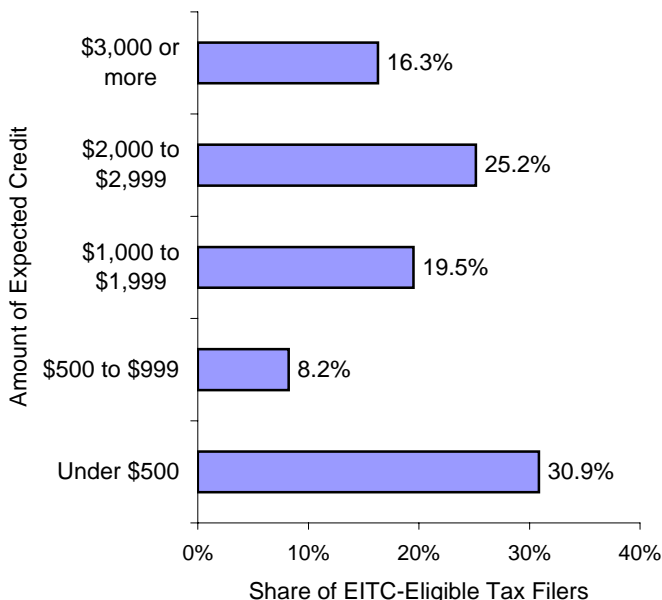
Filing Status

Married, Filing Jointly	18.2%
Head of Household	61.6%
Single	20.2%

Number of Qualifying Children



Size of Expected Earned Income Tax Credit

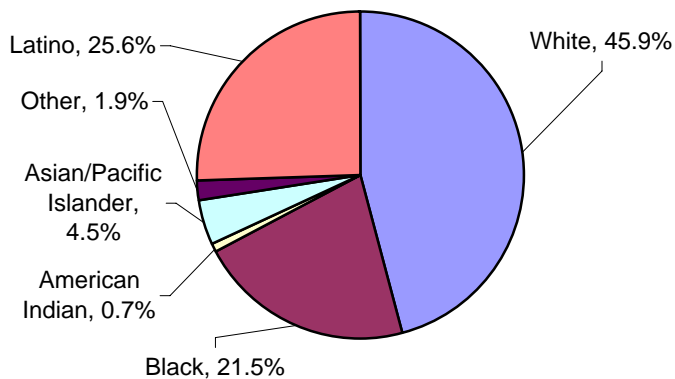


Adjusted Gross Income

\$1 to \$4,999	19.9%
\$5,000 to \$9,999	18.1%
\$10,000 to \$14,999	14.9%
\$15,000 to \$19,999	6.4%
\$20,000 to \$24,999	12.7%
\$25,000 to \$29,999	13.8%
\$30,000 to \$39,999	14.2%

EITC-ELIGIBLE TAX FILER CHARACTERISTICS

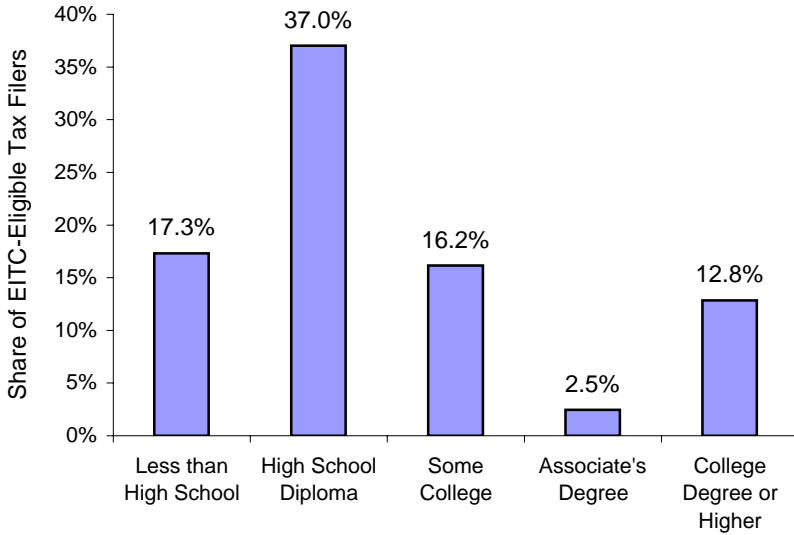
Race and Ethnicity of Taxpayer



Age of Taxpayer

Under 25 years	14.2%
25 to 34 years	24.9%
35 to 44 years	21.1%
45 to 54 years	18.8%
55 years and over	21.0%

Highest Level of Education Attained by Taxpayer



Home Ownership

Owner-occupied, with mortgage	35.9%
Owner-occupied, no mortgage	8.3%
Renter-occupied	50.6%

Receipt of Food Stamps

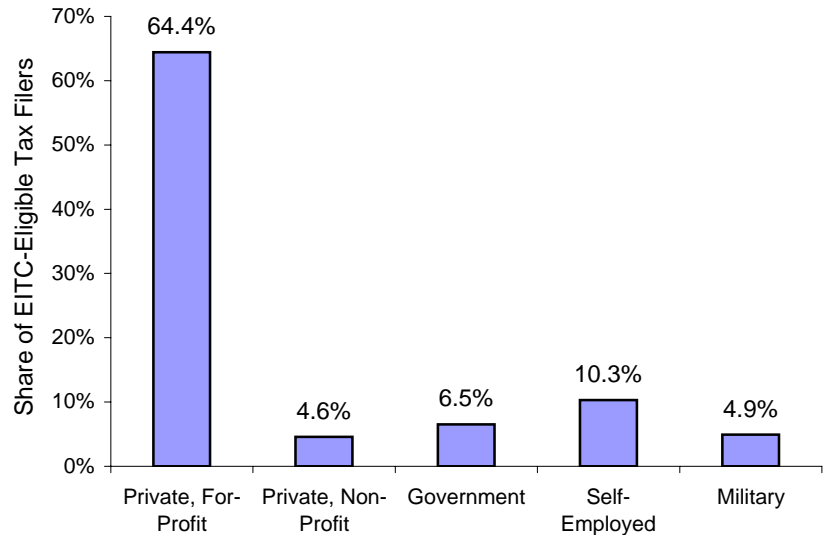
Share of tax filers in households that receive food stamps	12.8%
--	-------

Language Spoken at Home

English	66.7%
Spanish	22.9%
Other	10.4%

* "Other" includes any language that is spoken by (a) less than 1% of taxpayers, or (b) less than 2,000 taxpayers in total.

Sector of Work for Taxpayers



* Categories may not add to 100%. Remainder represents taxpayers who identified themselves as unemployed.

Top Five Occupations

Office Administration	15.0%
Sales	10.4%
Maintenance	10.3%
Production/Manufacturing	7.5%
Food Preparation	7.3%

Top Five Industries

Retail Trade	17.4%
Healthcare	12.4%
Accommodation/Food Services	9.8%
Construction	8.5%
Administrative Services	6.9%