

CHARACTERISTICS OF EITC-ELIGIBLE TAXPAYERS, 2007

METRO AREA:

Birmingham-Hoover, AL

The Metropolitan Policy Program at Brookings

EITC-ELIGIBLE POPULATION

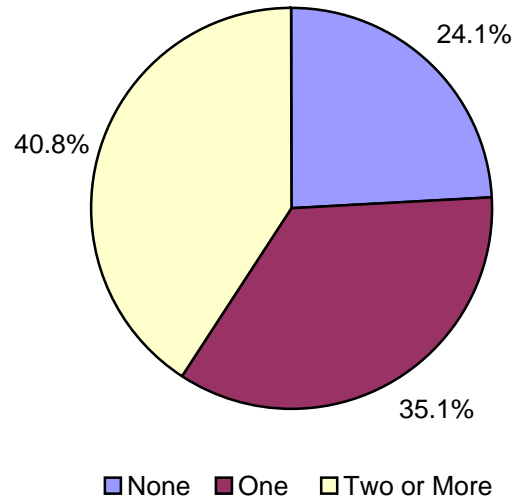
Total EITC-Eligible Tax Units	93,144	Total Population in EITC-Eligible Units	267,921
--------------------------------------	--------	--	---------

EITC-ELIGIBLE FILING UNIT CHARACTERISTICS

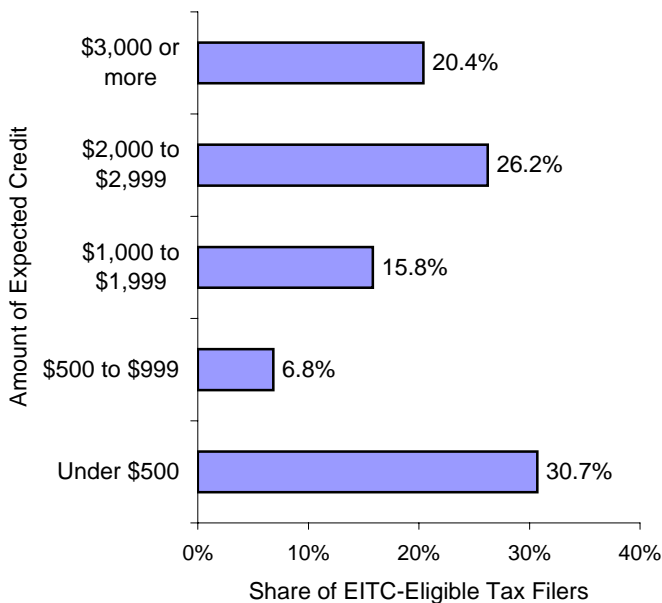
Filing Status

Married, Filing Jointly	22.7%
Head of Household	56.8%
Single	20.5%

Number of Qualifying Children



Size of Expected Earned Income Tax Credit

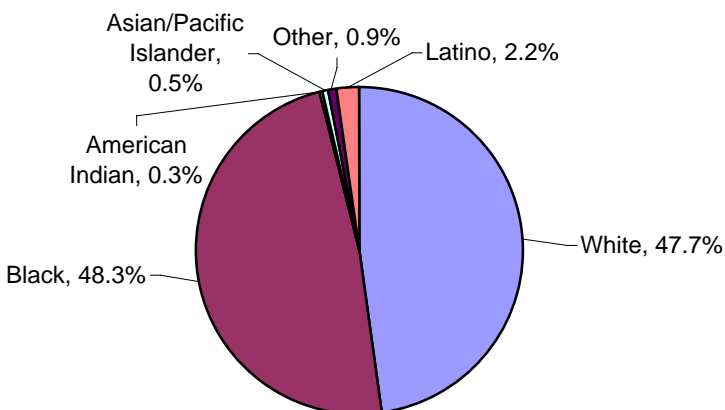


Adjusted Gross Income

\$1 to \$4,999	16.7%
\$5,000 to \$9,999	19.3%
\$10,000 to \$14,999	16.6%
\$15,000 to \$19,999	11.5%
\$20,000 to \$24,999	13.9%
\$25,000 to \$29,999	9.2%
\$30,000 to \$39,999	12.7%

EITC-ELIGIBLE TAX FILER CHARACTERISTICS

Race and Ethnicity of Taxpayer

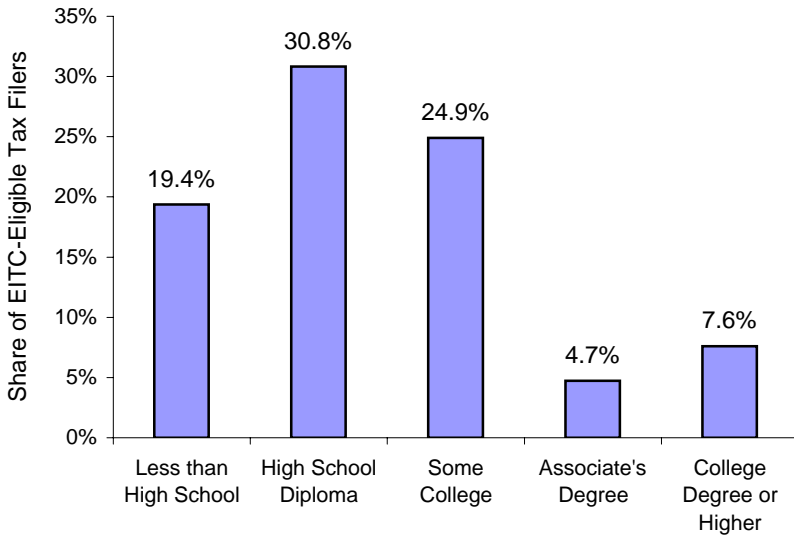


Age of Taxpayer

Under 25 years	12.6%
25 to 34 years	31.2%
35 to 44 years	21.5%
45 to 54 years	17.8%
55 years and over	17.0%

EITC-ELIGIBLE TAX FILER CHARACTERISTICS (CONTINUED)

Highest Level of Education Attained by Taxpayer



Home Ownership

Owner-occupied, with mortgage	38.3%
Owner-occupied, no mortgage	15.0%
Renter-occupied	43.9%

Receipt of Food Stamps

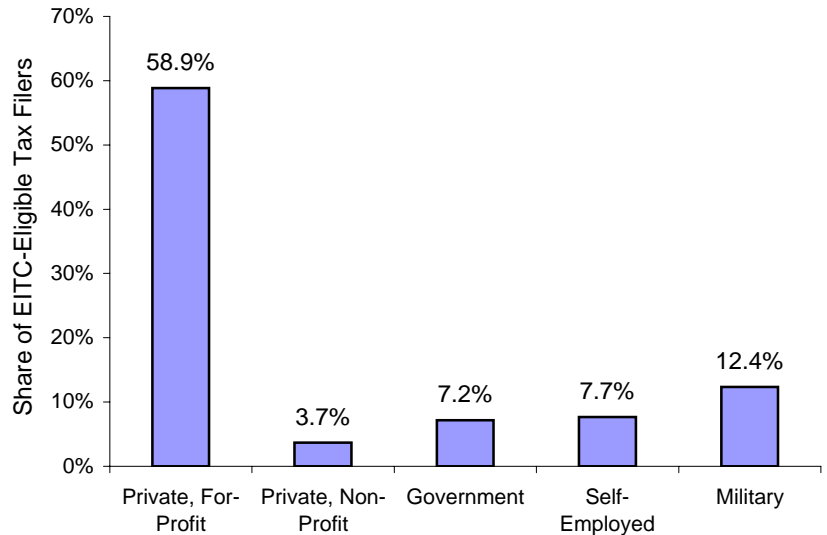
Share of tax filers in households that receive food stamps	25.1%
--	-------

Language Spoken at Home

English	95.9%
Spanish	3.1%
Other	1.0%

* "Other" includes any language that is spoken by (a) less than 1% of taxpayers, or (b) less than 2,000 taxpayers in total.

Sector of Work for Taxpayers



* Categories may not add to 100%. Remainder represents taxpayers who identified themselves as unemployed.

Top Five Occupations

Office Administration	14.4%
Sales	11.8%
Construction/Mining	8.9%
Transportation	8.0%
Maintenance	7.6%

Top Five Industries

Retail Trade	14.6%
Construction	10.7%
Healthcare	9.9%
Accommodation/Food Services	8.4%
Manufacturing	8.1%