

# CHARACTERISTICS OF EITC-ELIGIBLE TAXPAYERS, 2007

METRO AREA:

## Baltimore-Towson, MD

The Metropolitan Policy Program at Brookings

### EITC-ELIGIBLE POPULATION

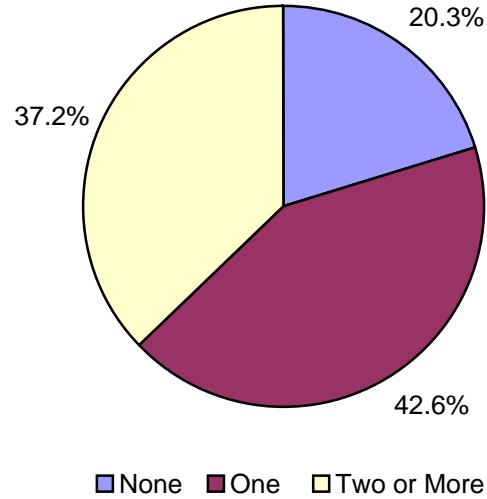
Total EITC-Eligible Tax Units 172,836      Total Population in EITC-Eligible Units 497,387

### EITC-ELIGIBLE FILING UNIT CHARACTERISTICS

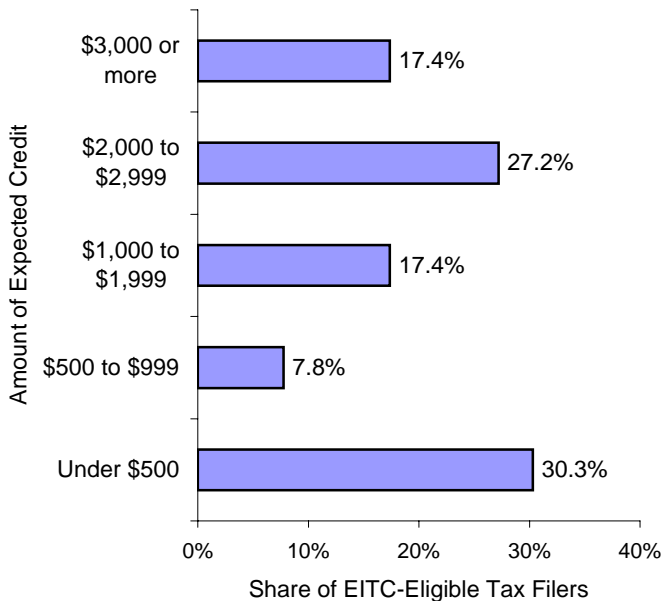
#### Filing Status

Married, Filing Jointly 14.5%  
 Head of Household 67.2%  
 Single 18.3%

#### Number of Qualifying Children



#### Size of Expected Earned Income Tax Credit

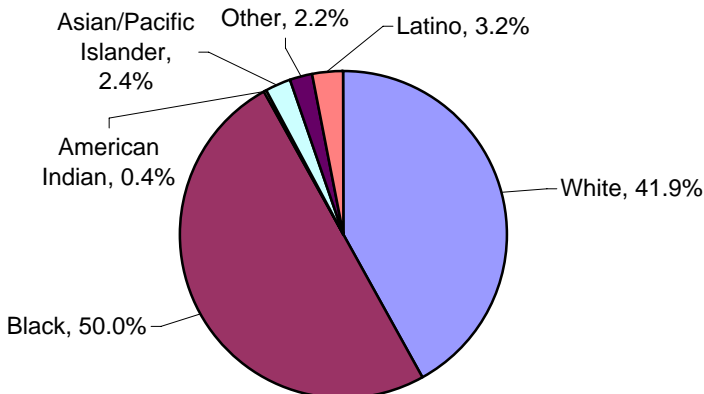


#### Adjusted Gross Income

\$1 to \$4,999 20.1%  
 \$5,000 to \$9,999 15.4%  
 \$10,000 to \$14,999 16.8%  
 \$15,000 to \$19,999 10.2%  
 \$20,000 to \$24,999 12.3%  
 \$25,000 to \$29,999 11.4%  
 \$30,000 to \$39,999 13.7%

### EITC-ELIGIBLE TAX FILER CHARACTERISTICS

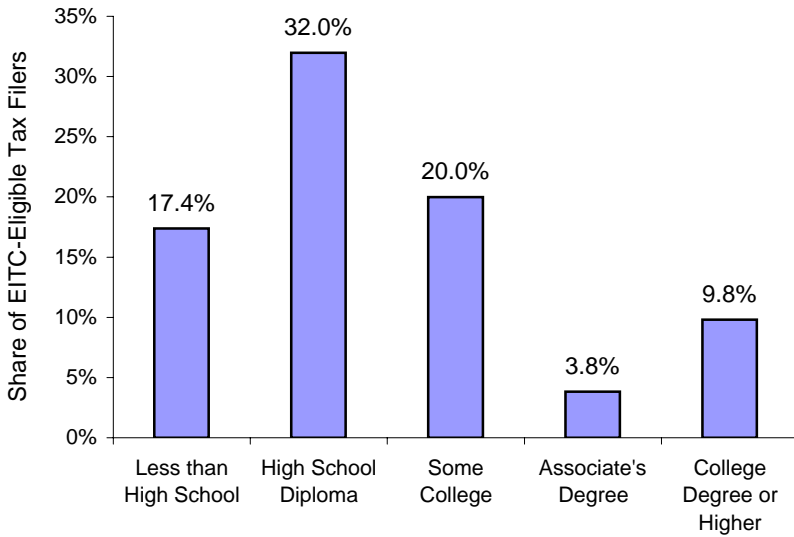
#### Race and Ethnicity of Taxpayer



#### Age of Taxpayer

Under 25 years 17.0%  
 25 to 34 years 27.0%  
 35 to 44 years 23.6%  
 45 to 54 years 16.6%  
 55 years and over 15.7%

**Highest Level of Education Attained by Taxpayer**



**Home Ownership**

Owner-occupied, with mortgage	38.8%
Owner-occupied, no mortgage	10.8%
Renter-occupied	47.0%

**Receipt of Food Stamps**

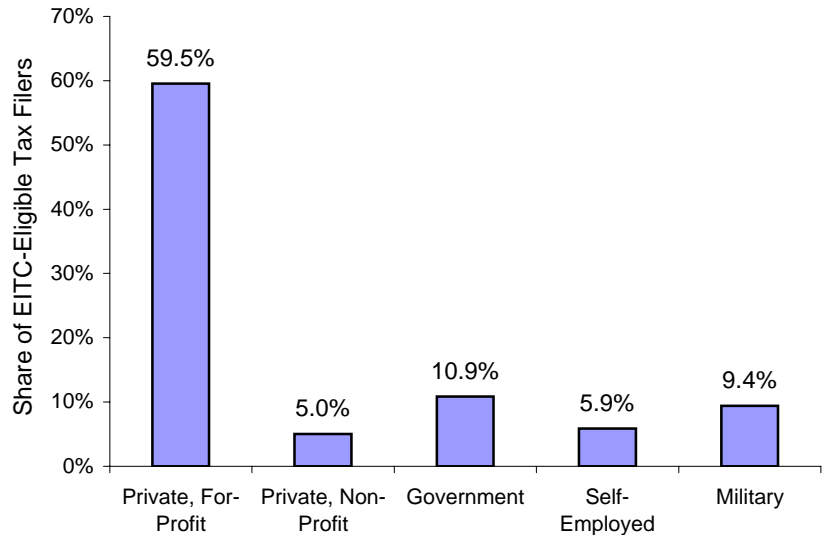
Share of tax filers in households that receive food stamps	19.2%
--	-------

**Language Spoken at Home**

English	91.6%
Spanish	3.7%
Other	4.7%

\* "Other" includes any language that is spoken by (a) less than 1% of taxpayers, or (b) less than 2,000 taxpayers in total.

**Sector of Work for Taxpayers**



\* Categories may not add to 100%. Remainder represents taxpayers who identified themselves as unemployed.

**Top Five Occupations**

Office Administration	14.9%
Sales	10.4%
Transportation	8.6%
Food Preparation	7.9%
Construction/Mining	7.2%

**Top Five Industries**

Healthcare	13.5%
Retail Trade	12.6%
Accommodation/Food Services	9.3%
Construction	7.8%
Administrative Services	6.2%