

CHARACTERISTICS OF EITC-ELIGIBLE TAXPAYERS, 2007

METRO AREA:

Bakersfield, CA

The Metropolitan Policy Program at Brookings

EITC-ELIGIBLE POPULATION

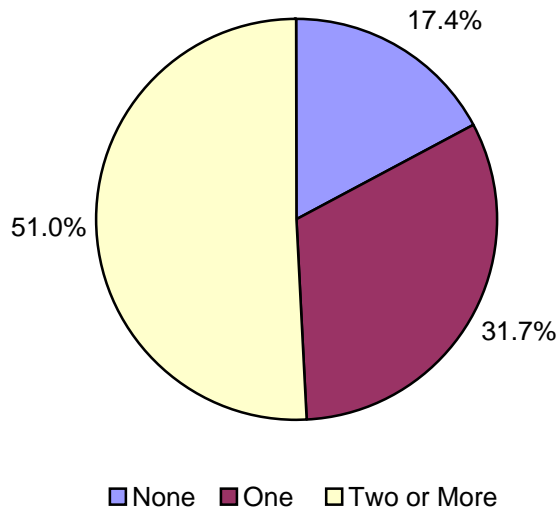
Total EITC-Eligible Tax Units 79,658 Total Population in EITC-Eligible Units 266,078

EITC-ELIGIBLE FILING UNIT CHARACTERISTICS

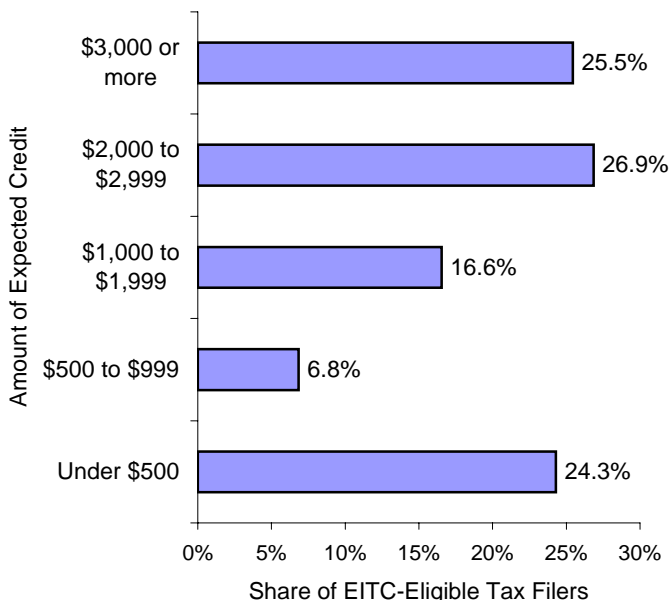
Filing Status

Married, Filing Jointly 33.8%
 Head of Household 51.0%
 Single 15.3%

Number of Qualifying Children



Size of Expected Earned Income Tax Credit

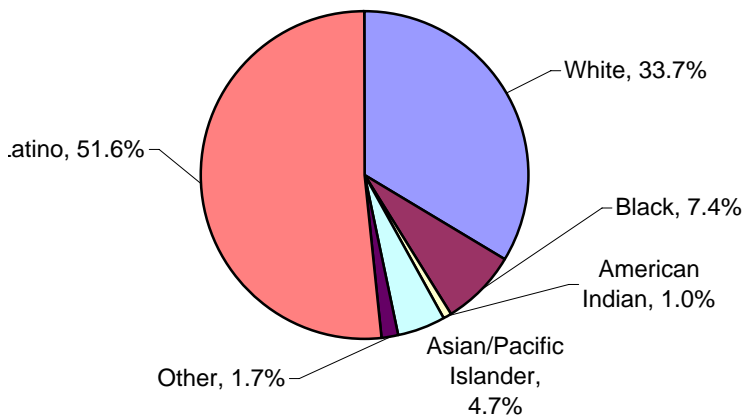


Adjusted Gross Income

\$1 to \$4,999 16.6%
 \$5,000 to \$9,999 13.1%
 \$10,000 to \$14,999 19.0%
 \$15,000 to \$19,999 12.4%
 \$20,000 to \$24,999 9.5%
 \$25,000 to \$29,999 14.8%
 \$30,000 to \$39,999 14.6%

EITC-ELIGIBLE TAX FILER CHARACTERISTICS

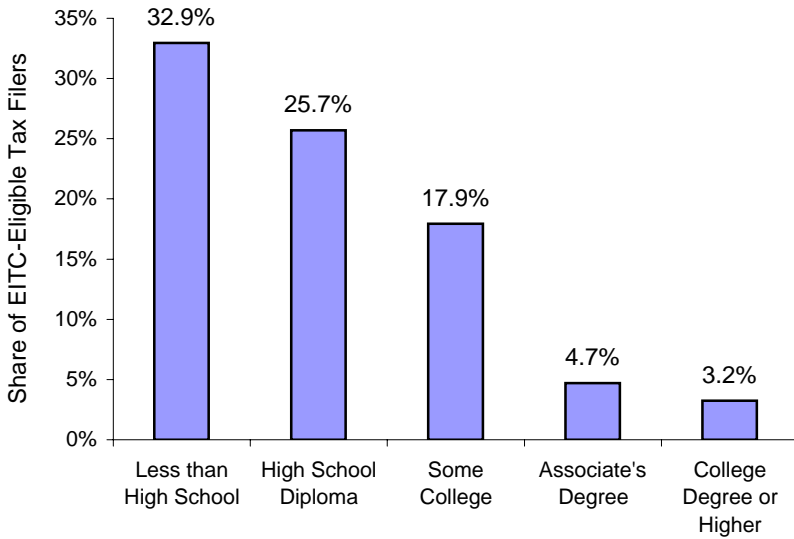
Race and Ethnicity of Taxpayer



Age of Taxpayer

Under 25 years 15.5%
 25 to 34 years 33.6%
 35 to 44 years 24.0%
 45 to 54 years 17.0%
 55 years and over 9.9%

Highest Level of Education Attained by Taxpayer



Home Ownership

Owner-occupied, with mortgage	37.3%
Owner-occupied, no mortgage	9.1%
Renter-occupied	49.4%

Receipt of Food Stamps

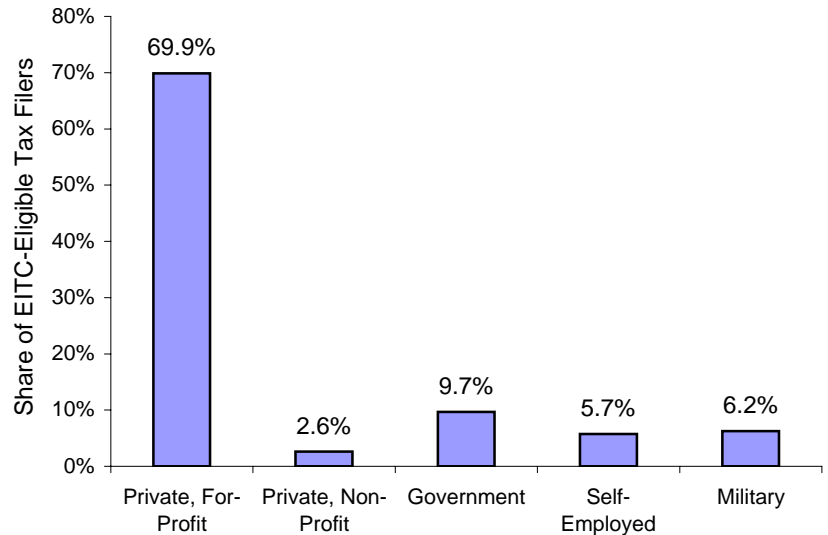
Share of tax filers in households that receive food stamps	21.3%
--	-------

Language Spoken at Home

English	49.7%
Spanish	44.5%
Other	5.8%

* "Other" includes any language that is spoken by (a) less than 1% of taxpayers, or (b) less than 2,000 taxpayers in total.

Sector of Work for Taxpayers



* Categories may not add to 100%. Remainder represents taxpayers who identified themselves as unemployed.

Top Five Occupations

Farm/Fishing/Forestry	10.6%
Transportation	10.3%
Office Administration	9.4%
Sales	8.7%
Food Preparation	8.1%

Top Five Industries

Forestry/Agriculture	13.4%
Retail Trade	11.2%
Construction	9.5%
Healthcare	9.1%
Accommodation/Food Services	8.3%