

CHARACTERISTICS OF EITC-ELIGIBLE TAXPAYERS, 2007

METRO AREA:

Austin-Round Rock, TX

The Metropolitan Policy Program at Brookings

EITC-ELIGIBLE POPULATION

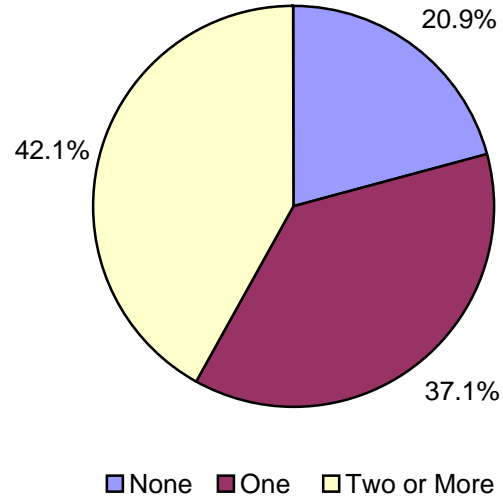
Total EITC-Eligible Tax Units	129,142	Total Population in EITC-Eligible Units	400,238
--------------------------------------	---------	--	---------

EITC-ELIGIBLE FILING UNIT CHARACTERISTICS

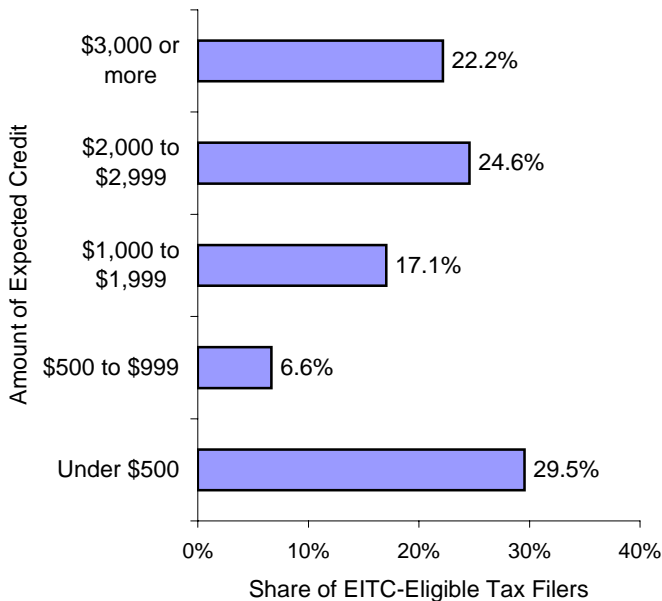
Filing Status

Married, Filing Jointly	26.3%
Head of Household	54.6%
Single	19.0%

Number of Qualifying Children



Size of Expected Earned Income Tax Credit

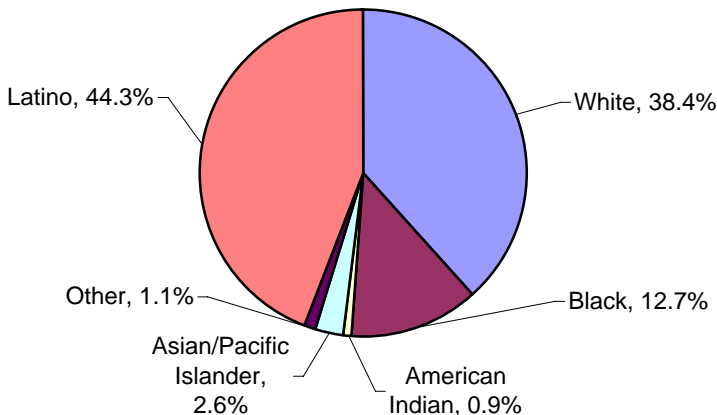


Adjusted Gross Income

\$1 to \$4,999	16.6%
\$5,000 to \$9,999	14.3%
\$10,000 to \$14,999	17.9%
\$15,000 to \$19,999	11.8%
\$20,000 to \$24,999	14.3%
\$25,000 to \$29,999	11.0%
\$30,000 to \$39,999	14.0%

EITC-ELIGIBLE TAX FILER CHARACTERISTICS

Race and Ethnicity of Taxpayer

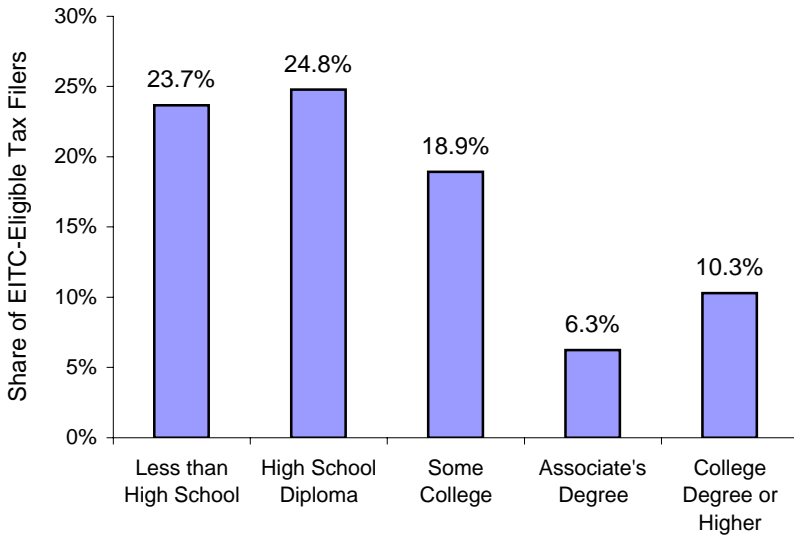


Age of Taxpayer

Under 25 years	16.1%
25 to 34 years	36.6%
35 to 44 years	22.5%
45 to 54 years	15.5%
55 years and over	9.3%

EITC-ELIGIBLE TAX FILER CHARACTERISTICS (CONTINUED)

Highest Level of Education Attained by Taxpayer



Home Ownership

Owner-occupied, with mortgage	32.6%
Owner-occupied, no mortgage	12.1%
Renter-occupied	53.5%

Receipt of Food Stamps

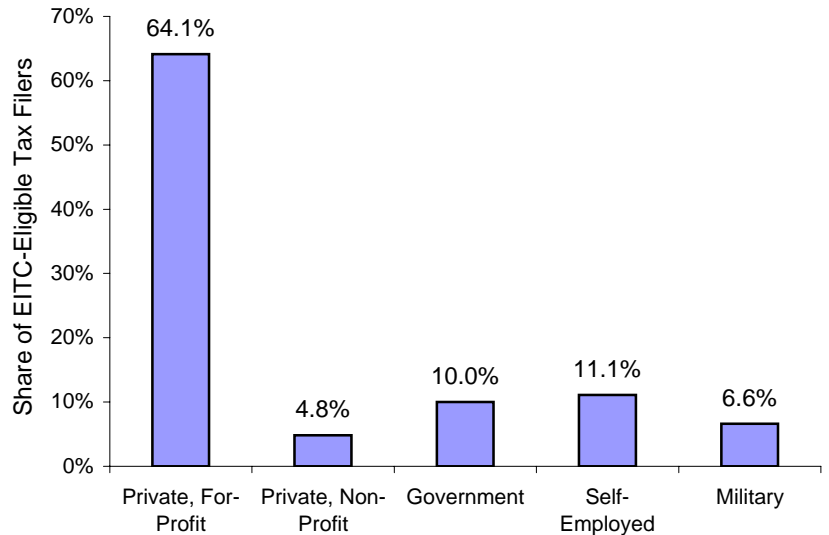
Share of tax filers in households that receive food stamps	23.6%
--	-------

Language Spoken at Home

English	58.7%
Spanish	35.9%
Other	5.4%

* "Other" includes any language that is spoken by (a) less than 1% of taxpayers, or (b) less than 2,000 taxpayers in total.

Sector of Work for Taxpayers



* Categories may not add to 100%. Remainder represents taxpayers who identified themselves as unemployed.

Top Five Occupations

Office Administration	14.4%
Construction/Mining	11.3%
Sales	10.0%
Production/Manufacturing	7.8%
Transportation	7.5%

Top Five Industries

Construction	12.1%
Accommodation/Food Services	11.6%
Retail Trade	11.2%
Healthcare	10.8%
Manufacturing	7.4%