

CHARACTERISTICS OF EITC-ELIGIBLE TAXPAYERS, 2007

METRO AREA:

Augusta-Richmond County, GA-SC

The Metropolitan Policy Program at Brookings

EITC-ELIGIBLE POPULATION

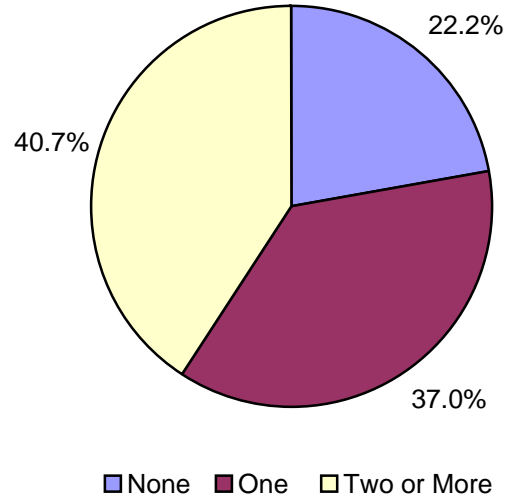
Total EITC-Eligible Tax Units	43,289	Total Population in EITC-Eligible Units	120,901
-------------------------------	--------	---	---------

EITC-ELIGIBLE FILING UNIT CHARACTERISTICS

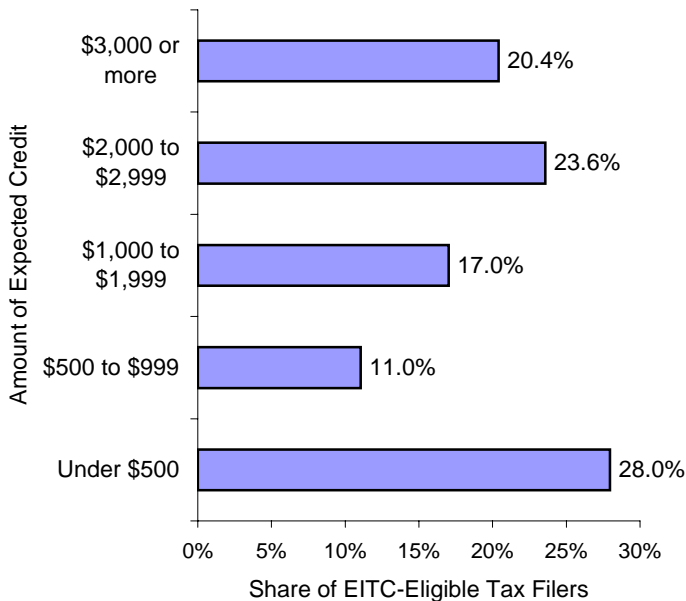
Filing Status

Married, Filing Jointly	21.0%
Head of Household	59.1%
Single	20.0%

Number of Qualifying Children



Size of Expected Earned Income Tax Credit

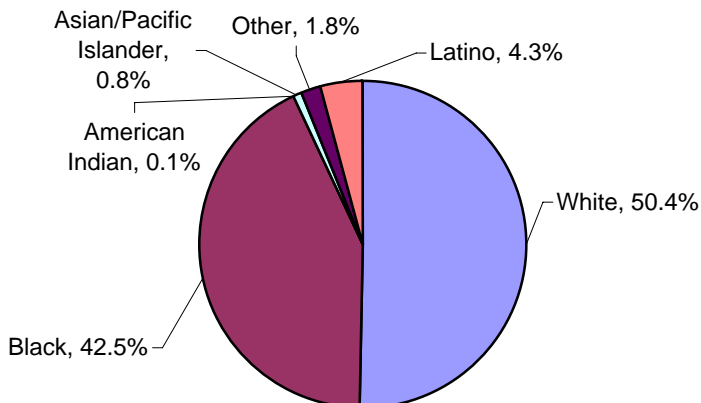


Adjusted Gross Income

\$1 to \$4,999	21.4%
\$5,000 to \$9,999	19.3%
\$10,000 to \$14,999	15.5%
\$15,000 to \$19,999	10.3%
\$20,000 to \$24,999	13.6%
\$25,000 to \$29,999	8.9%
\$30,000 to \$39,999	11.0%

EITC-ELIGIBLE TAX FILER CHARACTERISTICS

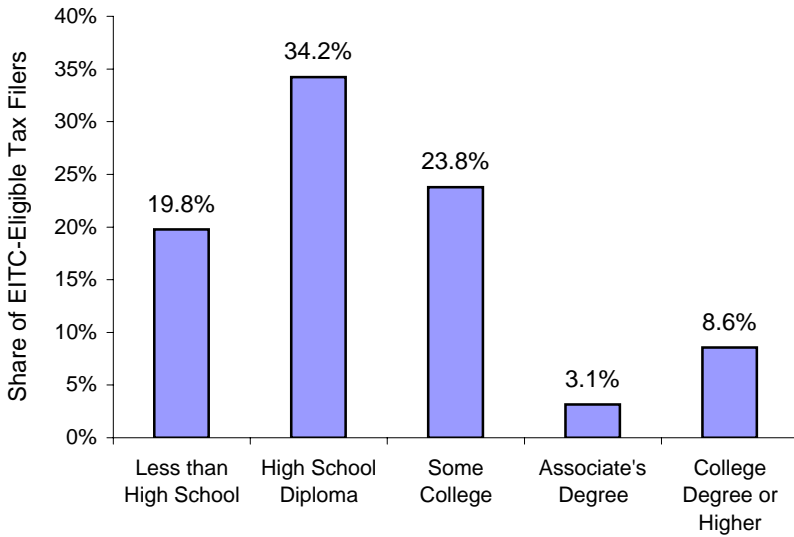
Race and Ethnicity of Taxpayer



Age of Taxpayer

Under 25 years	10.5%
25 to 34 years	31.5%
35 to 44 years	22.7%
45 to 54 years	16.8%
55 years and over	18.5%

Highest Level of Education Attained by Taxpayer



Home Ownership

Owner-occupied, with mortgage	37.5%
Owner-occupied, no mortgage	18.9%
Renter-occupied	41.4%

Receipt of Food Stamps

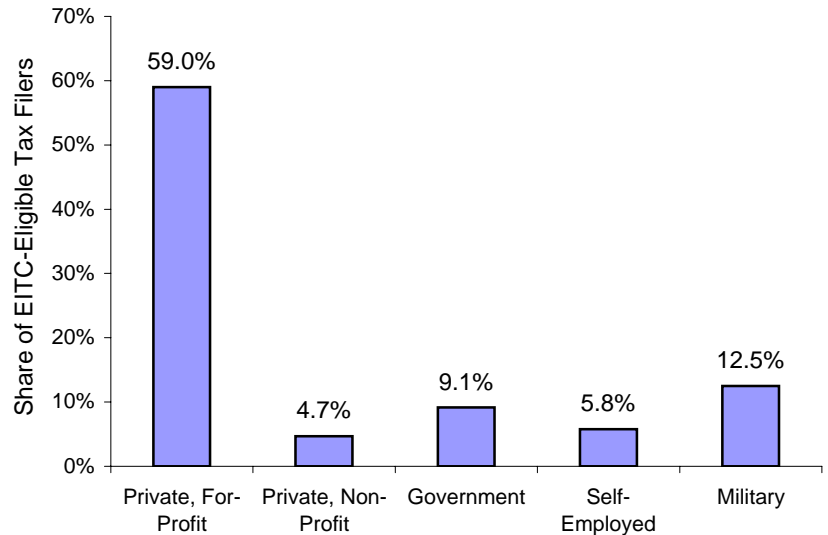
Share of tax filers in households that receive food stamps	26.3%
--	-------

Language Spoken at Home

English	94.9%
Other	5.1%

* "Other" includes any language that is spoken by (a) less than 1% of taxpayers, or (b) less than 2,000 taxpayers in total.

Sector of Work for Taxpayers



* Categories may not add to 100%. Remainder represents taxpayers who identified themselves as unemployed.

Top Five Occupations

Sales	12.9%
Office Administration	11.9%
Production/Manufacturing	9.4%
Food Preparation	8.5%
Construction/Mining	8.3%

Top Five Industries

Healthcare	14.9%
Retail Trade	12.1%
Accommodation/Food Services	11.2%
Manufacturing	10.7%
Construction	9.6%