

CHARACTERISTICS OF EITC-ELIGIBLE TAXPAYERS, 2007

METRO AREA:

Atlanta-Sandy Springs-Marietta, GA

The Metropolitan Policy Program at Brookings

EITC-ELIGIBLE POPULATION

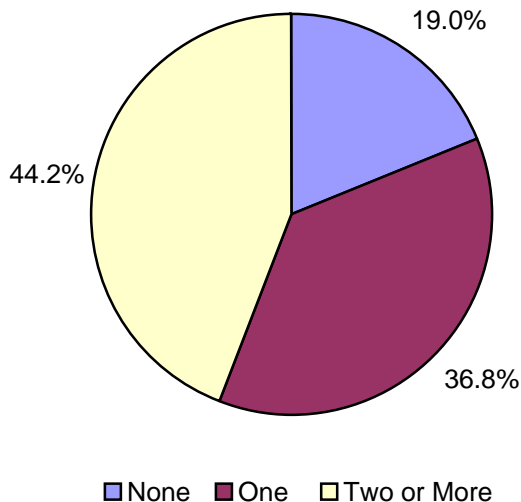
Total EITC-Eligible Tax Units 389,274 Total Population in EITC-Eligible Units 1,192,886

EITC-ELIGIBLE FILING UNIT CHARACTERISTICS

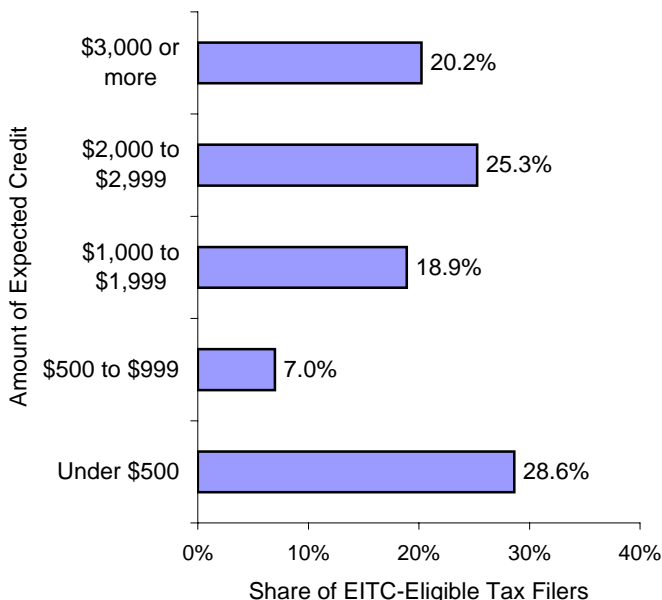
Filing Status

Married, Filing Jointly 23.3%
 Head of Household 59.7%
 Single 17.0%

Number of Qualifying Children



Size of Expected Earned Income Tax Credit

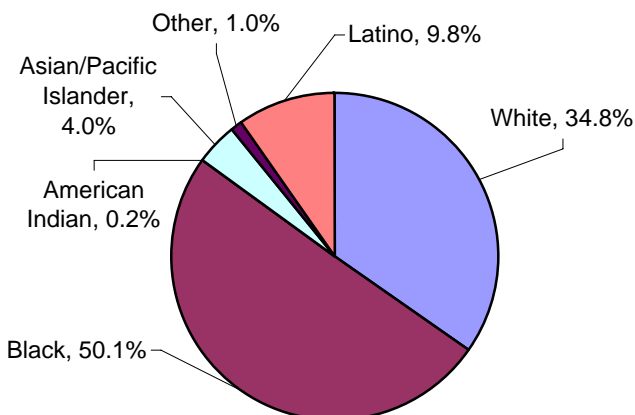


Adjusted Gross Income

\$1 to \$4,999 17.6%
 \$5,000 to \$9,999 15.1%
 \$10,000 to \$14,999 16.4%
 \$15,000 to \$19,999 11.0%
 \$20,000 to \$24,999 12.8%
 \$25,000 to \$29,999 10.9%
 \$30,000 to \$39,999 16.0%

EITC-ELIGIBLE TAX FILER CHARACTERISTICS

Race and Ethnicity of Taxpayer

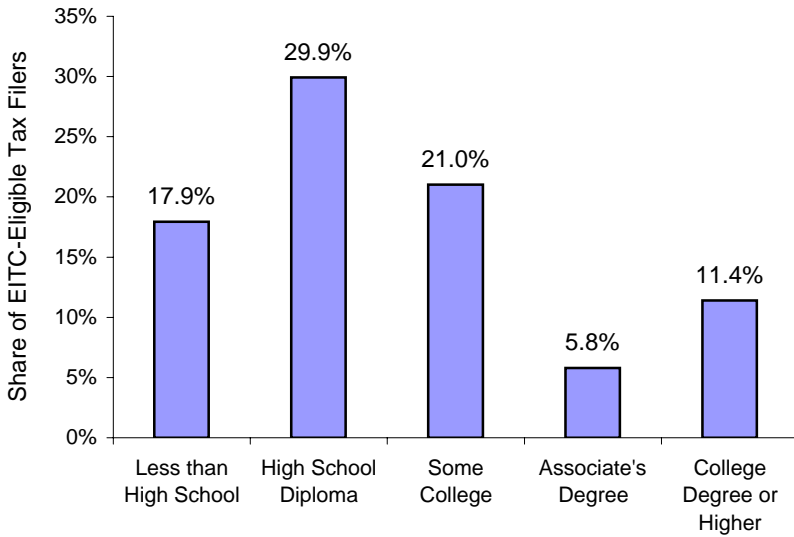


Age of Taxpayer

Under 25 years 13.9%
 25 to 34 years 31.1%
 35 to 44 years 26.6%
 45 to 54 years 15.7%
 55 years and over 12.5%

EITC-ELIGIBLE TAX FILER CHARACTERISTICS (CONTINUED)

Highest Level of Education Attained by Taxpayer



Home Ownership

Owner-occupied, with mortgage	42.8%
Owner-occupied, no mortgage	7.7%
Renter-occupied	48.1%

Receipt of Food Stamps

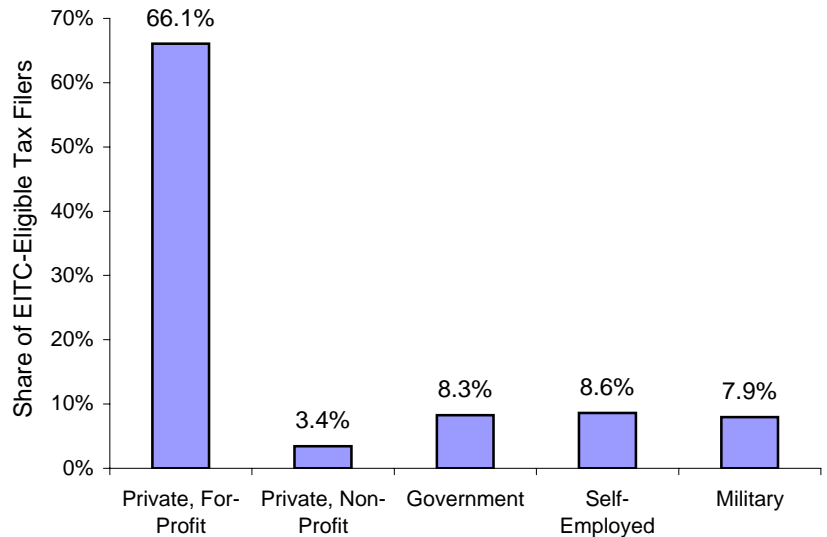
Share of tax filers in households that receive food stamps	21.2%
--	-------

Language Spoken at Home

English	82.5%
Spanish	9.8%
Vietnamese	1.4%
Other	6.3%

* "Other" includes any language that is spoken by (a) less than 1% of taxpayers, or (b) less than 2,000 taxpayers in total.

Sector of Work for Taxpayers



* Categories may not add to 100%. Remainder represents taxpayers who identified themselves as unemployed.

Top Five Occupations

Office Administration	16.5%
Sales	11.9%
Transportation	9.7%
Construction/Mining	9.3%
Food Preparation	7.6%

Top Five Industries

Retail Trade	13.8%
Construction	11.0%
Accommodation/Food Services	10.1%
Healthcare	9.6%
Administrative Services	7.3%