

CHARACTERISTICS OF EITC-ELIGIBLE TAXPAYERS, 2007

STATE:

Arkansas

The Metropolitan Policy Program at Brookings

EITC-ELIGIBLE POPULATION

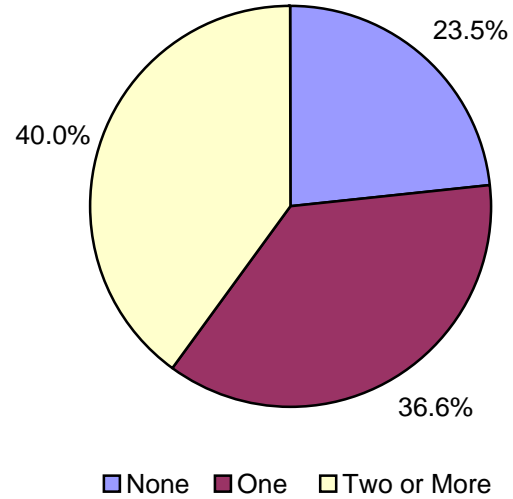
Total EITC-Eligible Tax Units	284,165	Total Population in EITC-Eligible Units	805,774
--------------------------------------	---------	--	---------

EITC-ELIGIBLE FILING UNIT CHARACTERISTICS

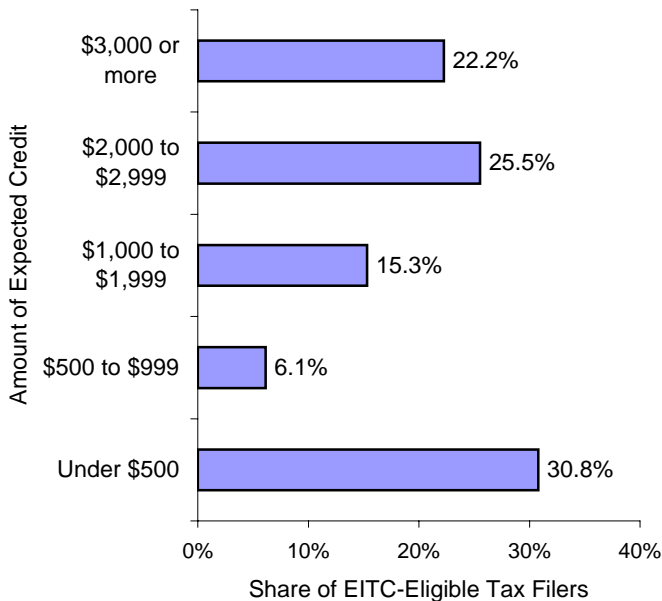
Filing Status

Married, Filing Jointly	31.1%
Head of Household	49.6%
Single	19.3%

Number of Qualifying Children



Size of Expected Earned Income Tax Credit

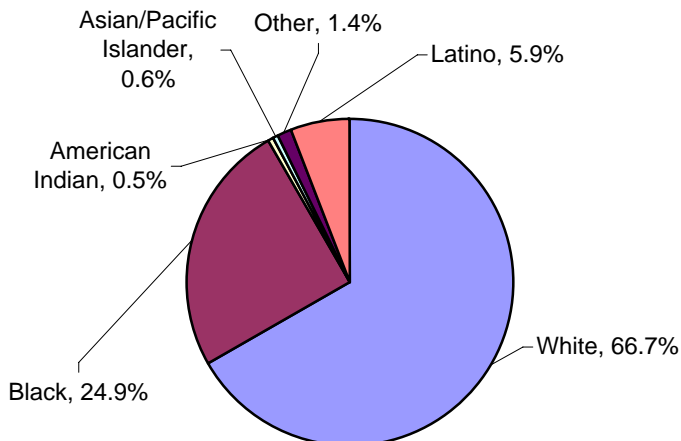


Adjusted Gross Income

\$1 to \$4,999	16.3%
\$5,000 to \$9,999	20.1%
\$10,000 to \$14,999	18.8%
\$15,000 to \$19,999	10.8%
\$20,000 to \$24,999	12.2%
\$25,000 to \$29,999	10.2%
\$30,000 to \$39,999	11.5%

EITC-ELIGIBLE TAX FILER CHARACTERISTICS

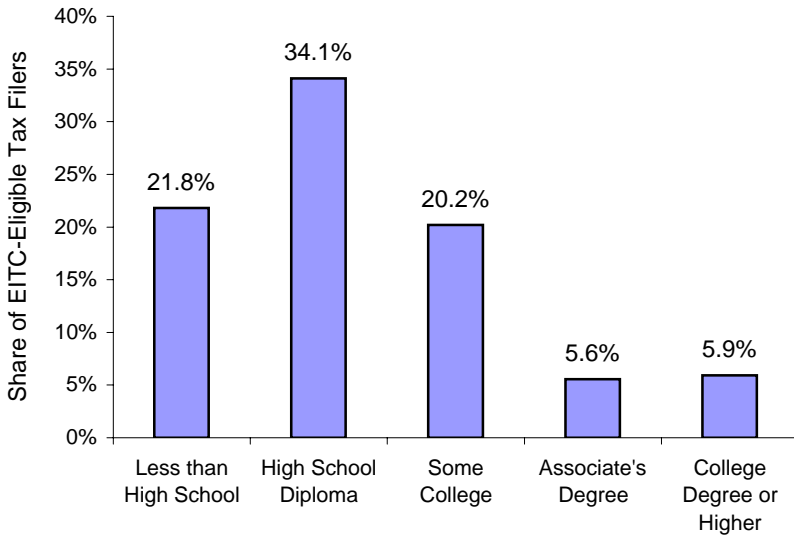
Race and Ethnicity of Taxpayer



Age of Taxpayer

Under 25 years	12.4%
25 to 34 years	31.7%
35 to 44 years	24.1%
45 to 54 years	16.0%
55 years and over	15.9%

Highest Level of Education Attained by Taxpayer



Home Ownership

Owner-occupied, with mortgage	30.7%
Owner-occupied, no mortgage	16.3%
Renter-occupied	51.4%

Receipt of Food Stamps

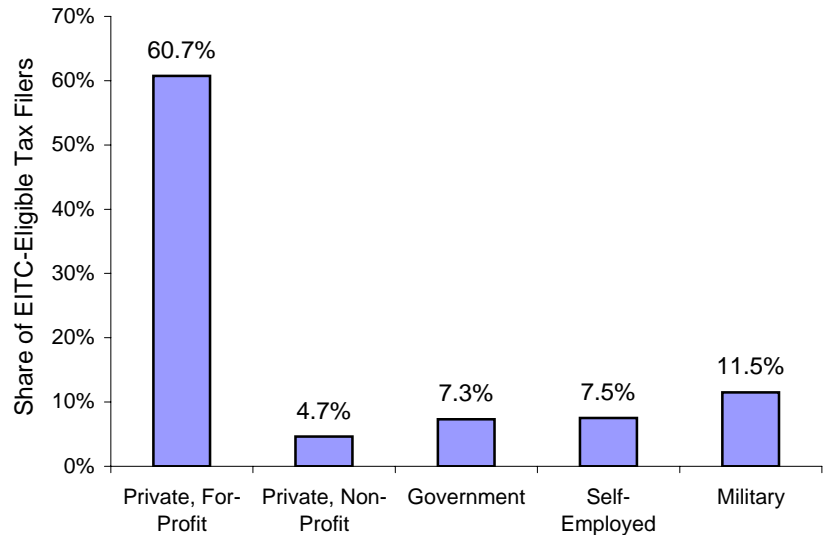
Share of tax filers in households that receive food stamps	30.2%
--	-------

Language Spoken at Home

English	92.7%
Spanish	5.9%
Other	1.4%

* "Other" includes any language that is spoken by (a) less than 1% of taxpayers, or (b) less than 2,000 taxpayers in total.

Sector of Work for Taxpayers



* Categories may not add to 100%. Remainder represents taxpayers who identified themselves as unemployed.

Top Five Occupations

Production/Manufacturing	11.9%
Transportation	10.1%
Office Administration	9.7%
Construction/Mining	9.3%
Food Preparation	8.1%

Top Five Industries

Manufacturing	14.9%
Retail Trade	11.6%
Construction	10.5%
Healthcare	10.4%
Accommodation/Food Services	9.1%