

CHARACTERISTICS OF EITC-ELIGIBLE TAXPAYERS, 2007

STATE:

Arizona

The Metropolitan Policy Program at Brookings

EITC-ELIGIBLE POPULATION

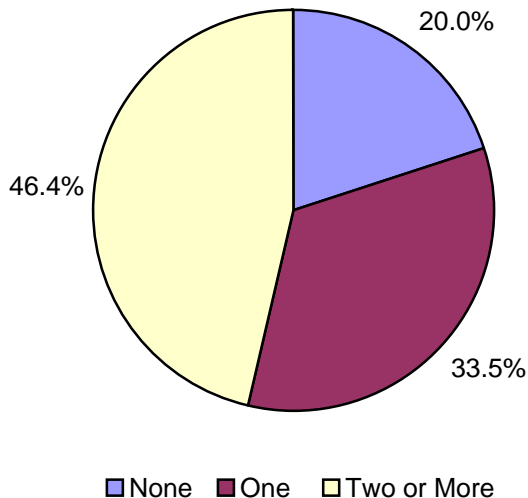
Total EITC-Eligible Tax Units 500,123 Total Population in EITC-Eligible Units 1,576,408

EITC-ELIGIBLE FILING UNIT CHARACTERISTICS

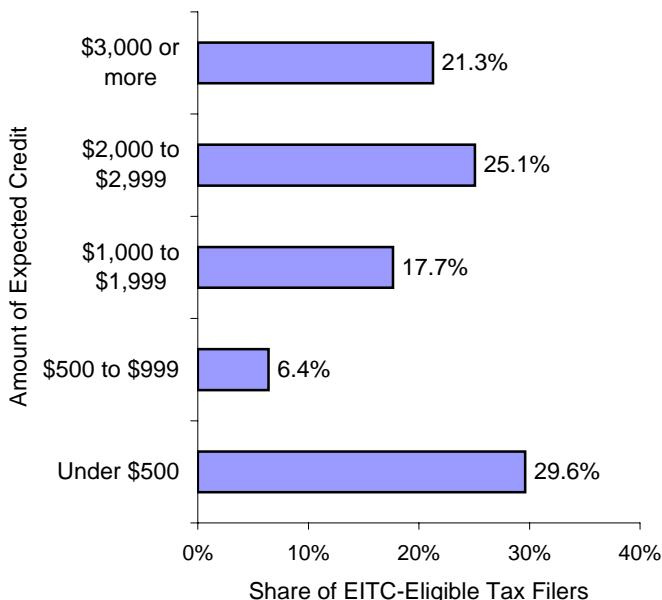
Filing Status

Married, Filing Jointly 27.9%
 Head of Household 54.4%
 Single 17.7%

Number of Qualifying Children



Size of Expected Earned Income Tax Credit

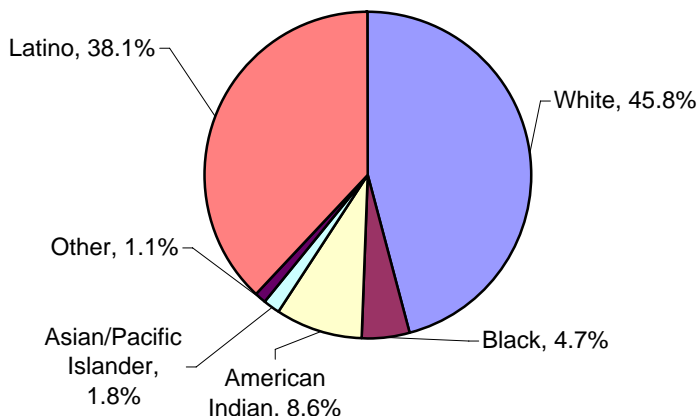


Adjusted Gross Income

\$1 to \$4,999 17.1%
 \$5,000 to \$9,999 14.8%
 \$10,000 to \$14,999 15.9%
 \$15,000 to \$19,999 11.2%
 \$20,000 to \$24,999 12.6%
 \$25,000 to \$29,999 11.6%
 \$30,000 to \$39,999 16.7%

EITC-ELIGIBLE TAX FILER CHARACTERISTICS

Race and Ethnicity of Taxpayer

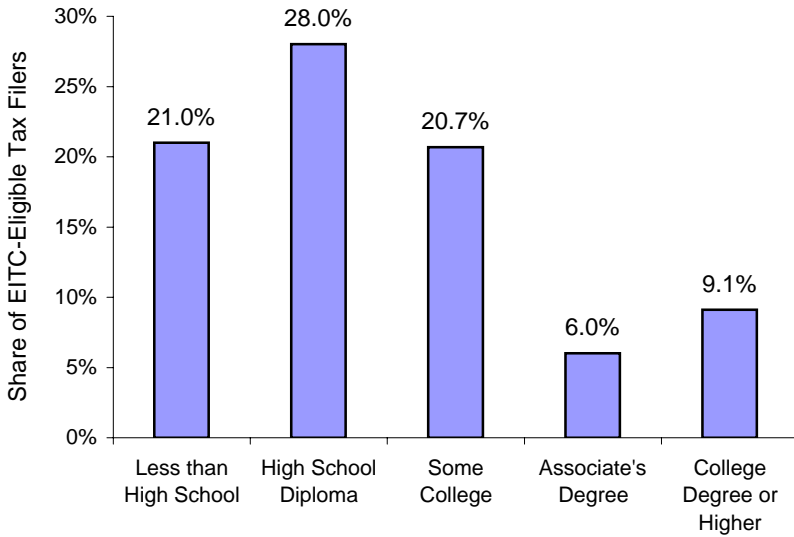


Age of Taxpayer

Under 25 years 15.2%
 25 to 34 years 31.2%
 35 to 44 years 25.2%
 45 to 54 years 14.8%
 55 years and over 13.7%

EITC-ELIGIBLE TAX FILER CHARACTERISTICS (CONTINUED)

Highest Level of Education Attained by Taxpayer



Home Ownership

Owner-occupied, with mortgage	39.8%
Owner-occupied, no mortgage	13.0%
Renter-occupied	44.9%

Receipt of Food Stamps

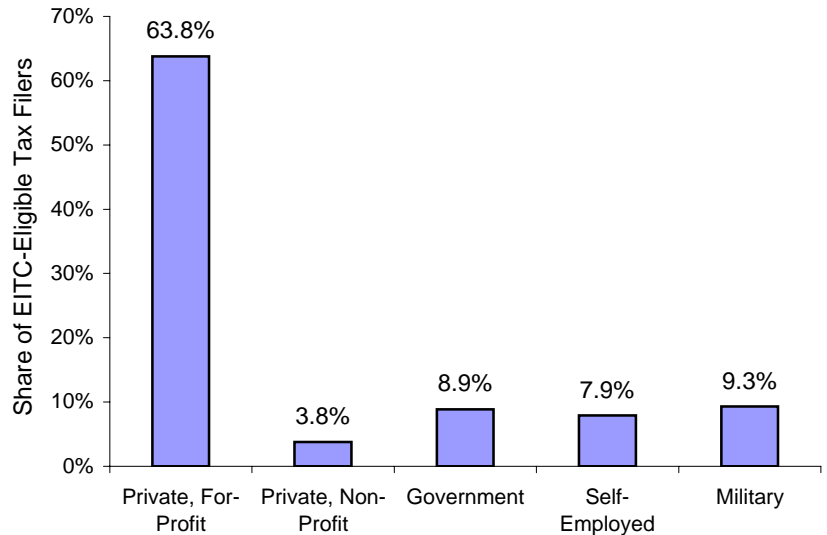
Share of tax filers in households that receive food stamps	22.3%
--	-------

Language Spoken at Home

English	61.2%
Spanish	30.8%
Navaho	3.2%
Other	4.8%

* "Other" includes any language that is spoken by (a) less than 1% of taxpayers, or (b) less than 2,000 taxpayers in total.

Sector of Work for Taxpayers



* Categories may not add to 100%. Remainder represents taxpayers who identified themselves as unemployed.

Top Five Occupations

Office Administration	14.7%
Construction/Mining	12.9%
Sales	9.4%
Transportation	7.4%
Food Preparation	6.9%

Top Five Industries

Construction	14.2%
Retail Trade	10.8%
Healthcare	9.5%
Accommodation/Food Services	8.5%
Administrative Services	7.5%