

CHARACTERISTICS OF EITC-ELIGIBLE TAXPAYERS, 2007

METRO AREA:

Allentown-Bethlehem-Easton, PA-NJ

The Metropolitan Policy Program at Brookings

EITC-ELIGIBLE POPULATION

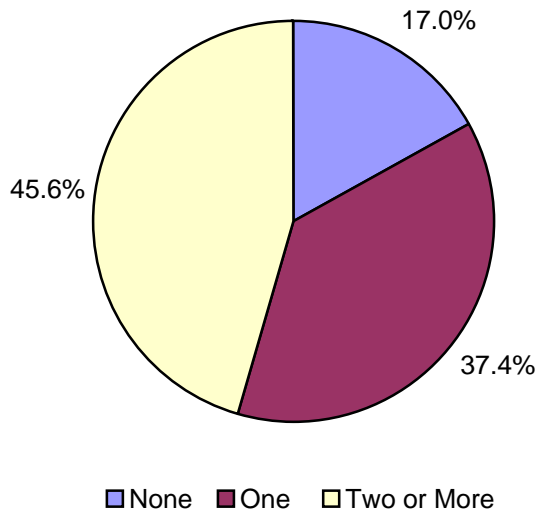
Total EITC-Eligible Tax Units	52,199	Total Population in EITC-Eligible Units	155,850
-------------------------------	--------	---	---------

EITC-ELIGIBLE FILING UNIT CHARACTERISTICS

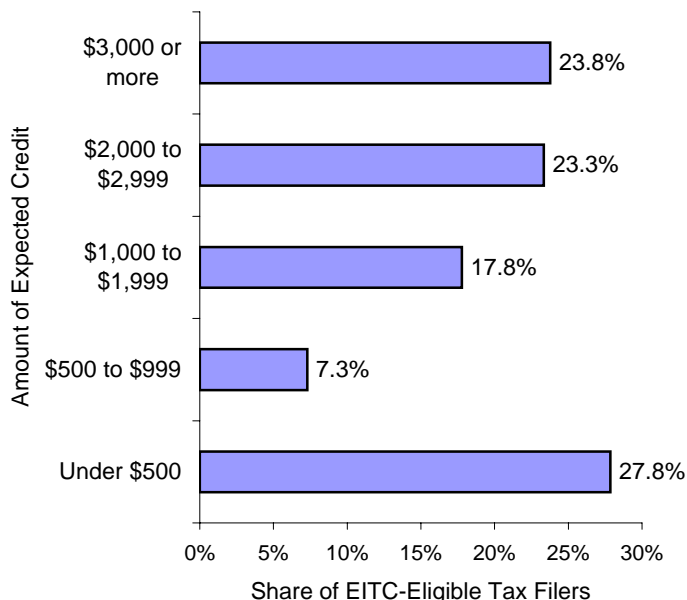
Filing Status

Married, Filing Jointly	20.3%
Head of Household	64.5%
Single	15.2%

Number of Qualifying Children



Size of Expected Earned Income Tax Credit

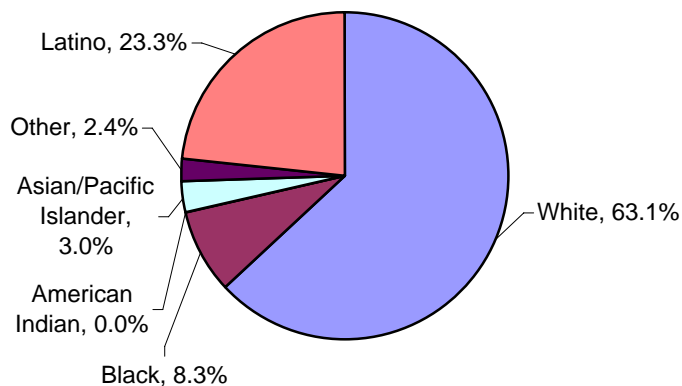


Adjusted Gross Income

\$1 to \$4,999	15.2%
\$5,000 to \$9,999	15.0%
\$10,000 to \$14,999	12.7%
\$15,000 to \$19,999	15.9%
\$20,000 to \$24,999	10.9%
\$25,000 to \$29,999	11.5%
\$30,000 to \$39,999	18.9%

EITC-ELIGIBLE TAX FILER CHARACTERISTICS

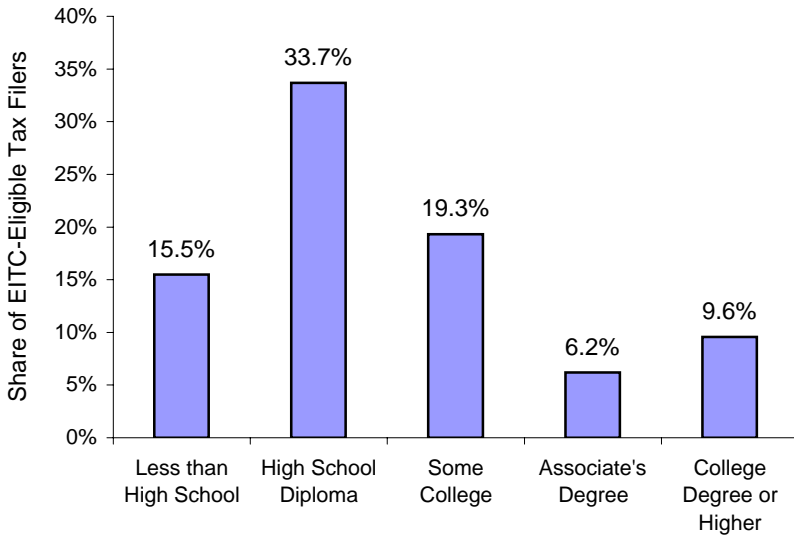
Race and Ethnicity of Taxpayer



Age of Taxpayer

Under 25 years	15.8%
25 to 34 years	30.3%
35 to 44 years	22.9%
45 to 54 years	15.1%
55 years and over	16.0%

Highest Level of Education Attained by Taxpayer



Home Ownership

Owner-occupied, with mortgage	39.6%
Owner-occupied, no mortgage	13.0%
Renter-occupied	44.3%

Receipt of Food Stamps

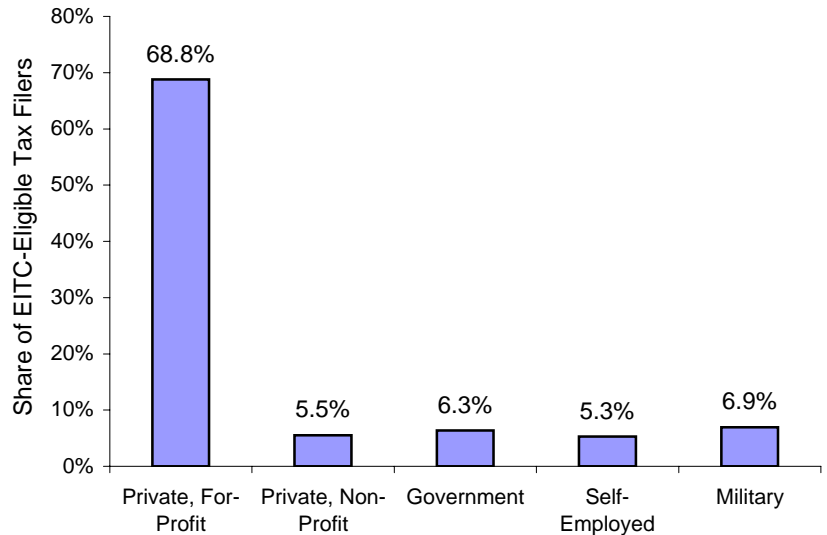
Share of tax filers in households that receive food stamps	23.2%
--	-------

Language Spoken at Home

English	74.8%
Spanish	19.2%
Other	6.0%

* "Other" includes any language that is spoken by (a) less than 1% of taxpayers, or (b) less than 2,000 taxpayers in total.

Sector of Work for Taxpayers



* Categories may not add to 100%. Remainder represents taxpayers who identified themselves as unemployed.

Top Five Occupations

Office Administration	14.8%
Production/Manufacturing	11.6%
Sales	10.6%
Transportation	10.5%
Food Preparation	8.7%

Top Five Industries

Retail Trade	15.5%
Healthcare	14.7%
Accommodation/Food Services	10.9%
Manufacturing	10.2%
Administrative Services	6.7%