

# CHARACTERISTICS OF EITC-ELIGIBLE TAXPAYERS, 2007

METRO AREA:

## Albuquerque, NM

The Metropolitan Policy Program at Brookings

### EITC-ELIGIBLE POPULATION

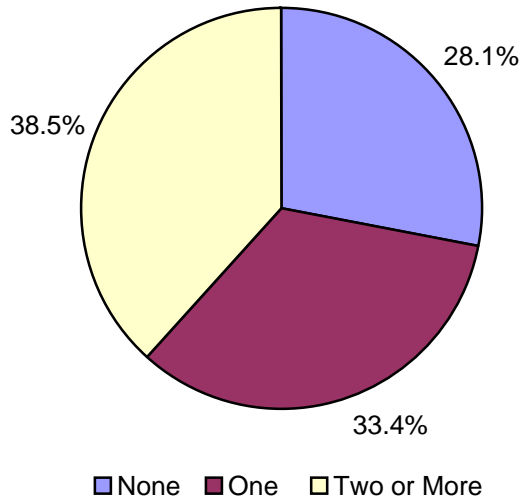
Total EITC-Eligible Tax Units	77,658	Total Population in EITC-Eligible Units	213,651
-------------------------------	--------	---	---------

### EITC-ELIGIBLE FILING UNIT CHARACTERISTICS

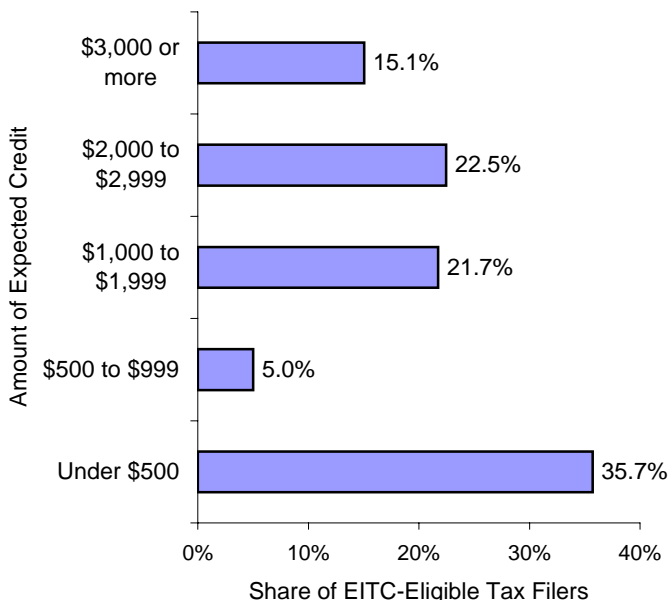
#### Filing Status

Married, Filing Jointly	24.1%
Head of Household	51.0%
Single	24.9%

#### Number of Qualifying Children



#### Size of Expected Earned Income Tax Credit

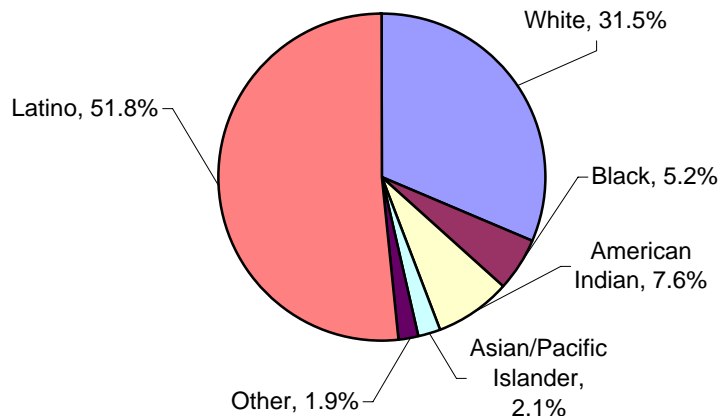


#### Adjusted Gross Income

\$1 to \$4,999	21.7%
\$5,000 to \$9,999	18.9%
\$10,000 to \$14,999	14.4%
\$15,000 to \$19,999	8.4%
\$20,000 to \$24,999	10.9%
\$25,000 to \$29,999	11.3%
\$30,000 to \$39,999	14.5%

### EITC-ELIGIBLE TAX FILER CHARACTERISTICS

#### Race and Ethnicity of Taxpayer

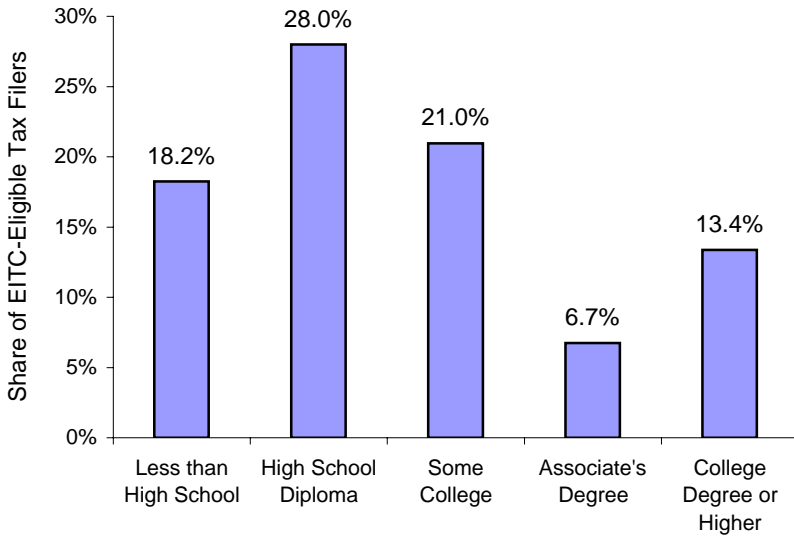


#### Age of Taxpayer

Under 25 years	12.7%
25 to 34 years	28.7%
35 to 44 years	24.8%
45 to 54 years	17.4%
55 years and over	16.4%

**EITC-ELIGIBLE TAX FILER CHARACTERISTICS (CONTINUED)**

**Highest Level of Education Attained by Taxpayer**



**Home Ownership**

Owner-occupied, with mortgage	38.8%
Owner-occupied, no mortgage	13.0%
Renter-occupied	45.6%

**Receipt of Food Stamps**

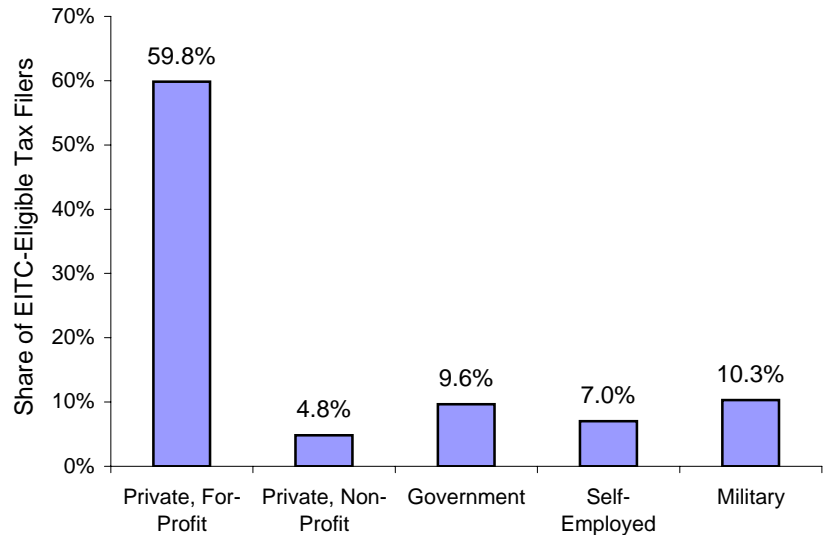
Share of tax filers in households that receive food stamps	20.7%
--	-------

**Language Spoken at Home**

English	57.8%
Spanish	33.1%
Navaho	3.5%
Other	5.6%

\* "Other" includes any language that is spoken by (a) less than 1% of taxpayers, or (b) less than 2,000 taxpayers in total.

**Sector of Work for Taxpayers**



\* Categories may not add to 100%. Remainder represents taxpayers who identified themselves as unemployed.

**Top Five Occupations**

Office Administration	12.1%
Construction/Mining	11.4%
Sales	9.8%
Food Preparation	8.1%
Transportation	7.5%

**Top Five Industries**

Construction	14.2%
Healthcare	12.9%
Retail Trade	11.0%
Accommodation/Food Services	9.0%
Administrative Services	5.9%