

# CHARACTERISTICS OF EITC-ELIGIBLE TAXPAYERS, 2007

METRO AREA:

## Albany-Schenectady-Troy, NY

The Metropolitan Policy Program at Brookings

### EITC-ELIGIBLE POPULATION

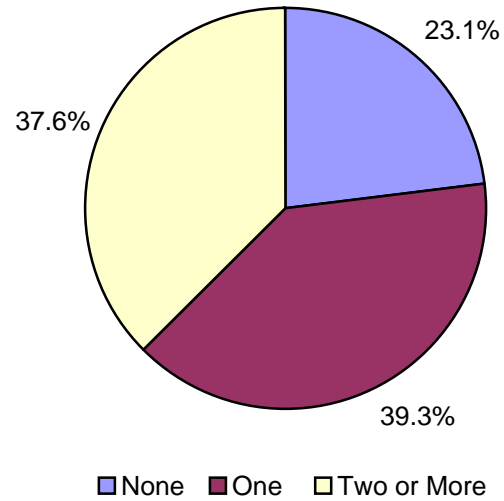
Total EITC-Eligible Tax Units	51,298	Total Population in EITC-Eligible Units	137,413
-------------------------------	--------	---	---------

### EITC-ELIGIBLE FILING UNIT CHARACTERISTICS

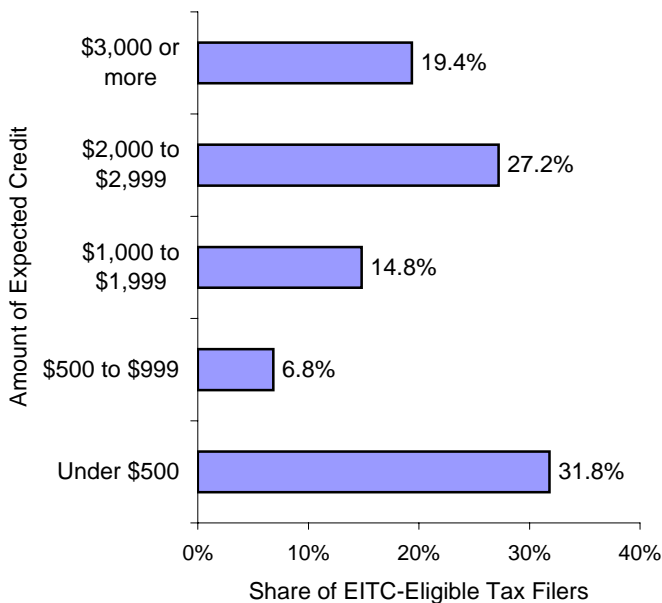
#### Filing Status

Married, Filing Jointly	17.0%
Head of Household	62.0%
Single	21.0%

#### Number of Qualifying Children



#### Size of Expected Earned Income Tax Credit

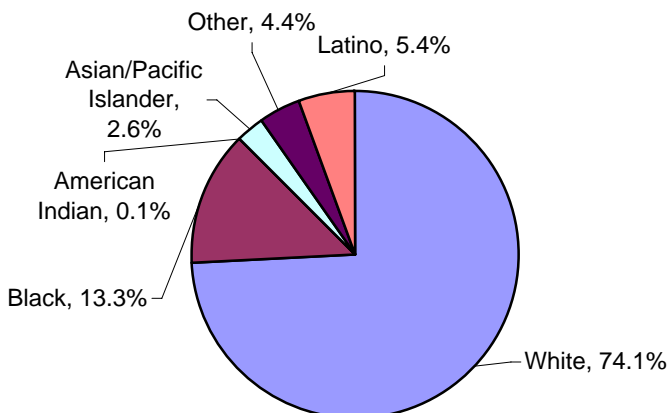


#### Adjusted Gross Income

\$1 to \$4,999	17.9%
\$5,000 to \$9,999	16.1%
\$10,000 to \$14,999	13.8%
\$15,000 to \$19,999	15.3%
\$20,000 to \$24,999	11.8%
\$25,000 to \$29,999	9.8%
\$30,000 to \$39,999	15.3%

### EITC-ELIGIBLE TAX FILER CHARACTERISTICS

#### Race and Ethnicity of Taxpayer

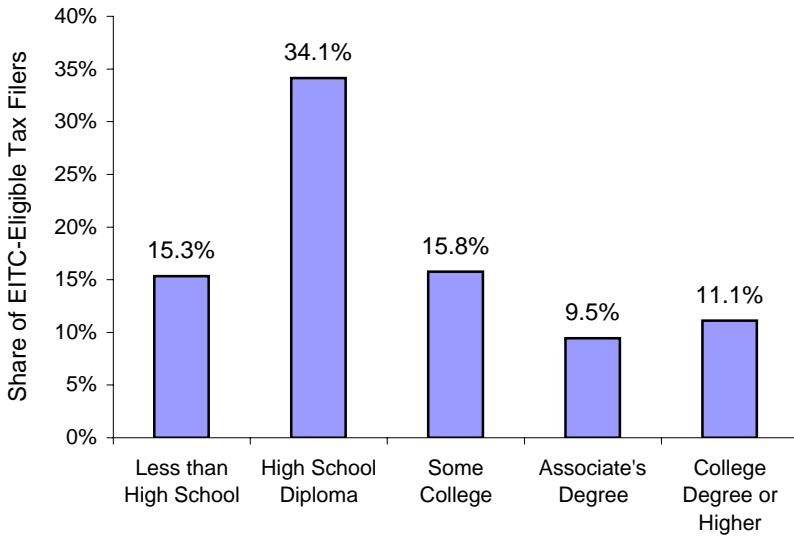


#### Age of Taxpayer

Under 25 years	14.2%
25 to 34 years	27.8%
35 to 44 years	26.9%
45 to 54 years	15.4%
55 years and over	15.7%

**EITC-ELIGIBLE TAX FILER CHARACTERISTICS (CONTINUED)**

**Highest Level of Education Attained by Taxpayer**



**Home Ownership**

Owner-occupied, with mortgage	34.6%
Owner-occupied, no mortgage	13.0%
Renter-occupied	49.2%

**Receipt of Food Stamps**

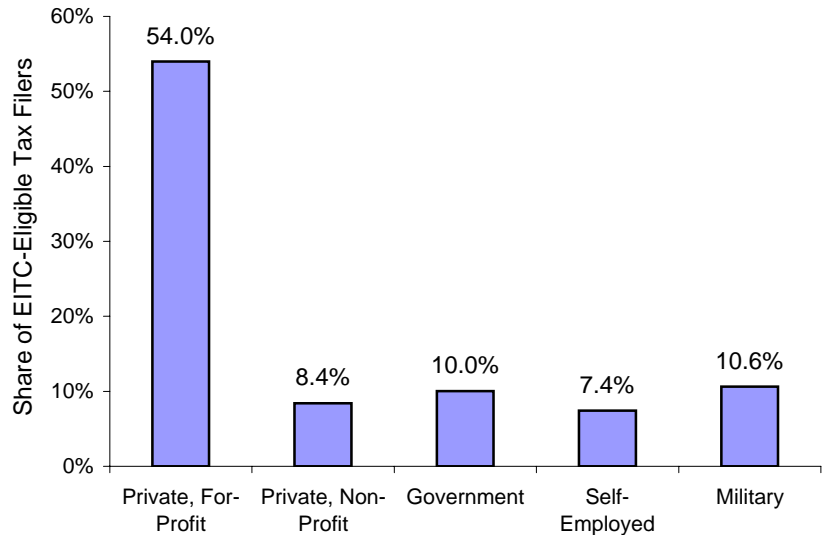
Share of tax filers in households that receive food stamps	18.9%
--	-------

**Language Spoken at Home**

English	92.6%
Other	7.4%

\* "Other" includes any language that is spoken by (a) less than 1% of taxpayers, or (b) less than 2,000 taxpayers in total.

**Sector of Work for Taxpayers**



\* Categories may not add to 100%. Remainder represents taxpayers who identified themselves as unemployed.

**Top Five Occupations**

Office Administration	16.1%
Sales	10.4%
Food Preparation	9.1%
Transportation	8.1%
Production/Manufacturing	7.0%

**Top Five Industries**

Healthcare	14.9%
Retail Trade	13.4%
Accommodation/Food Services	10.5%
Construction	6.6%
Transportation	6.2%