

CHARACTERISTICS OF EITC-ELIGIBLE TAXPAYERS, 2007

STATE:

Alaska

The Metropolitan Policy Program at Brookings

EITC-ELIGIBLE POPULATION

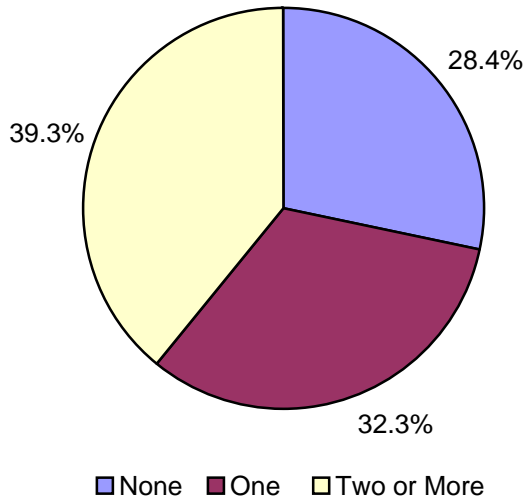
Total EITC-Eligible Tax Units	59,167	Total Population in EITC-Eligible Units	168,782
--------------------------------------	--------	--	---------

EITC-ELIGIBLE FILING UNIT CHARACTERISTICS

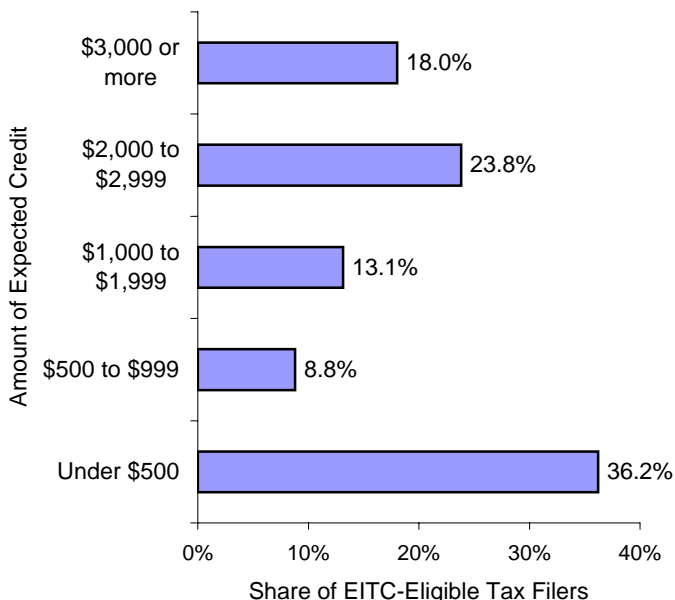
Filing Status

Married, Filing Jointly	14.3%
Head of Household	59.5%
Single	26.1%

Number of Qualifying Children



Size of Expected Earned Income Tax Credit

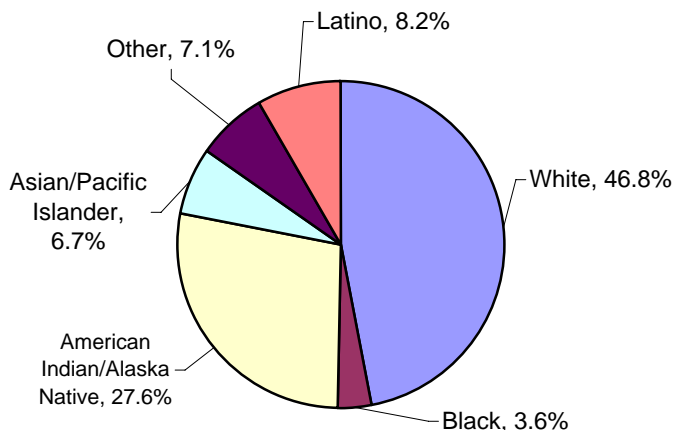


Adjusted Gross Income

\$1 to \$4,999	27.7%
\$5,000 to \$9,999	19.0%
\$10,000 to \$14,999	13.2%
\$15,000 to \$19,999	9.9%
\$20,000 to \$24,999	10.1%
\$25,000 to \$29,999	10.3%
\$30,000 to \$39,999	9.7%

EITC-ELIGIBLE TAX FILER CHARACTERISTICS

Race and Ethnicity of Taxpayer

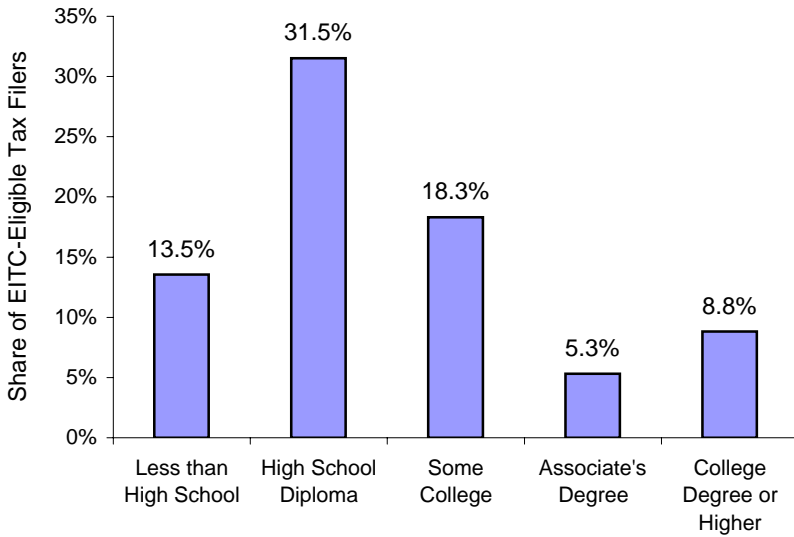


Age of Taxpayer

Under 25 years	22.5%
25 to 34 years	26.8%
35 to 44 years	23.4%
45 to 54 years	13.3%
55 years and over	14.0%

EITC-ELIGIBLE TAX FILER CHARACTERISTICS (CONTINUED)

Highest Level of Education Attained by Taxpayer



Home Ownership

Owner-occupied, with mortgage	33.8%
Owner-occupied, no mortgage	14.5%
Renter-occupied	47.0%

Receipt of Food Stamps

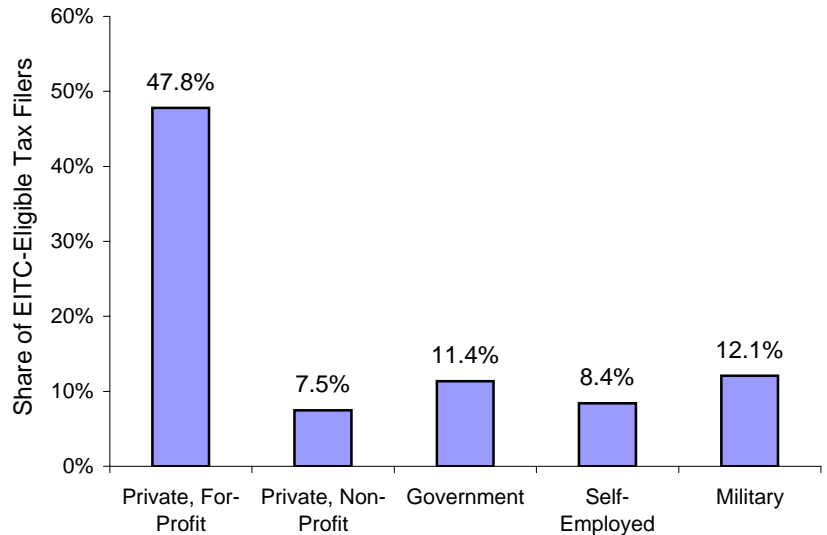
Share of tax filers in households that receive food stamps	26.3%
--	-------

Language Spoken at Home

English	75.8%
Aleut-Eskimo	9.7%
Other	14.5%

* "Other" includes any language that is spoken by (a) less than 1% of taxpayers, or (b) less than 2,000 taxpayers in total.

Sector of Work for Taxpayers



* Categories may not add to 100%. Remainder represents taxpayers who identified themselves as unemployed.

Top Five Occupations

Office Administration	13.0%
Sales	10.8%
Transportation	10.6%
Maintenance	7.8%
Food Preparation	6.8%

Top Five Industries

Retail Trade	14.0%
Healthcare	10.8%
Accommodation/Food Services	10.2%
Construction	7.9%
Public Administration	6.0%