

CHARACTERISTICS OF EITC-ELIGIBLE TAXPAYERS, 2007

STATE:

Alabama

The Metropolitan Policy Program at Brookings

EITC-ELIGIBLE POPULATION

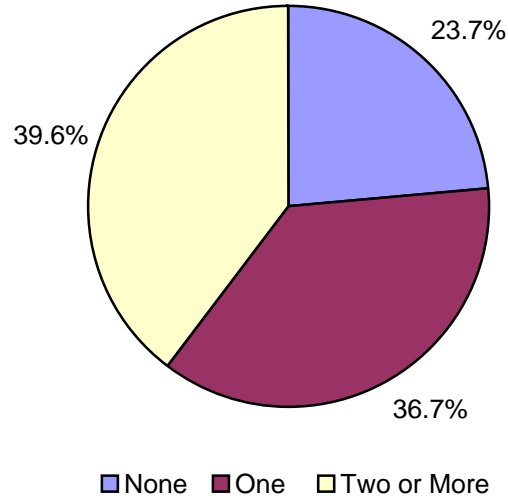
Total EITC-Eligible Tax Units 463,636 Total Population in EITC-Eligible Units 1,311,493

EITC-ELIGIBLE FILING UNIT CHARACTERISTICS

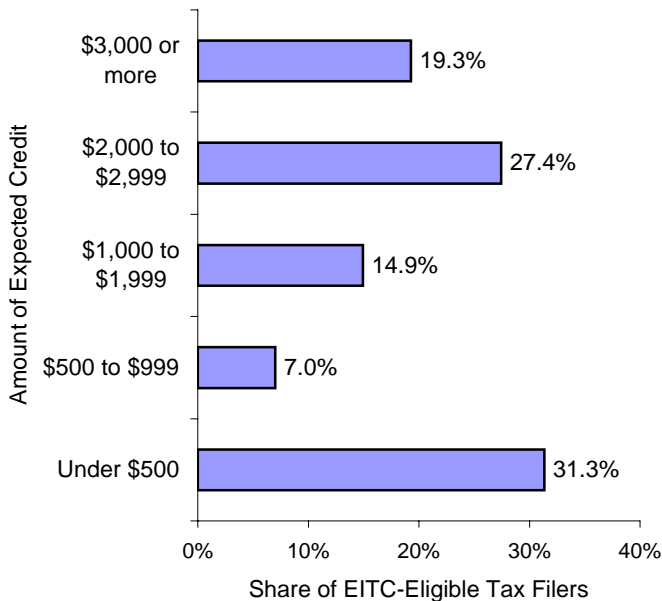
Filing Status

Married, Filing Jointly 25.0%
 Head of Household 54.9%
 Single 20.2%

Number of Qualifying Children



Size of Expected Earned Income Tax Credit

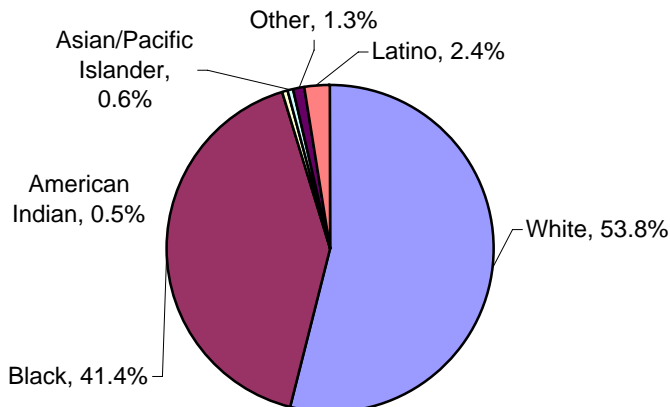


Adjusted Gross Income

\$1 to \$4,999 20.2%
 \$5,000 to \$9,999 18.6%
 \$10,000 to \$14,999 18.0%
 \$15,000 to \$19,999 10.7%
 \$20,000 to \$24,999 11.8%
 \$25,000 to \$29,999 9.2%
 \$30,000 to \$39,999 11.5%

EITC-ELIGIBLE TAX FILER CHARACTERISTICS

Race and Ethnicity of Taxpayer

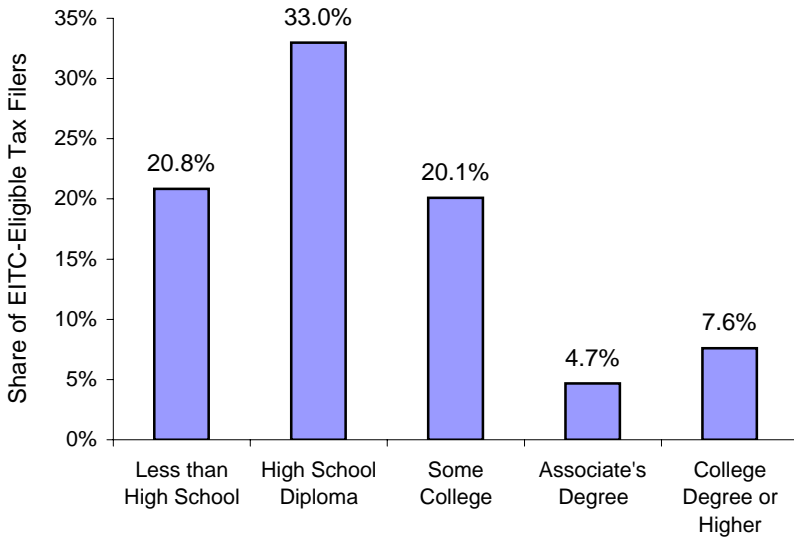


Age of Taxpayer

Under 25 years 13.8%
 25 to 34 years 31.2%
 35 to 44 years 22.8%
 45 to 54 years 17.1%
 55 years and over 15.1%

EITC-ELIGIBLE TAX FILER CHARACTERISTICS (CONTINUED)

Highest Level of Education Attained by Taxpayer



Home Ownership

Owner-occupied, with mortgage	34.1%
Owner-occupied, no mortgage	18.5%
Renter-occupied	44.0%

Receipt of Food Stamps

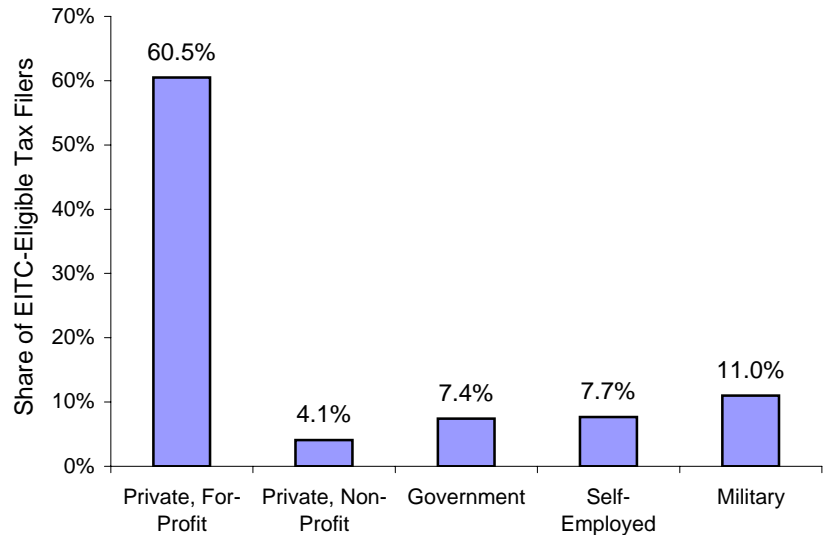
Share of tax filers in households that receive food stamps	25.7%
--	-------

Language Spoken at Home

English	96.3%
Spanish	2.7%
Other	1.0%

* "Other" includes any language that is spoken by (a) less than 1% of taxpayers, or (b) less than 2,000 taxpayers in total.

Sector of Work for Taxpayers



* Categories may not add to 100%. Remainder represents taxpayers who identified themselves as unemployed.

Top Five Occupations

Production/Manufacturing	11.4%
Office Administration	11.0%
Sales	10.2%
Construction/Mining	8.9%
Transportation	8.2%

Top Five Industries

Manufacturing	13.8%
Retail Trade	12.2%
Construction	9.8%
Healthcare	9.7%
Accommodation/Food Services	8.9%