

CHARACTERISTICS OF EITC-ELIGIBLE TAXPAYERS, 2007

METRO AREA:

Akron, OH

The Metropolitan Policy Program at Brookings

EITC-ELIGIBLE POPULATION

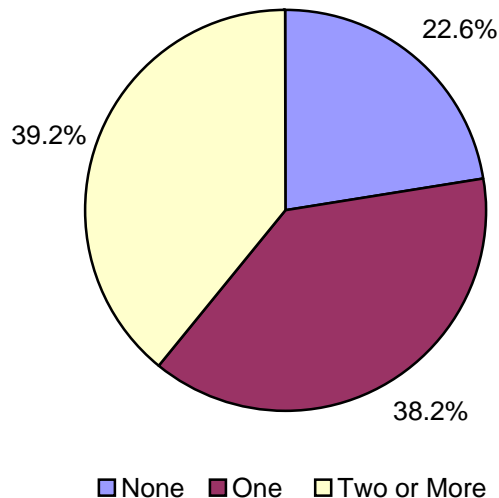
Total EITC-Eligible Tax Units	53,492	Total Population in EITC-Eligible Units	152,330
--------------------------------------	--------	--	---------

EITC-ELIGIBLE FILING UNIT CHARACTERISTICS

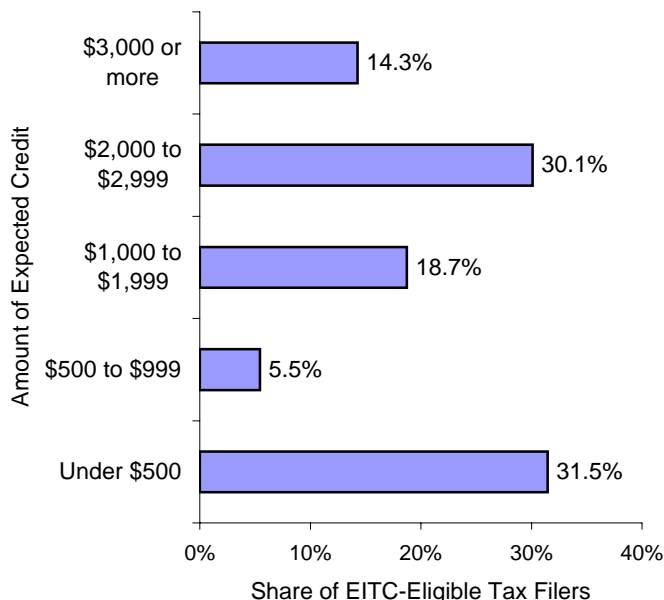
Filing Status

Married, Filing Jointly	19.1%
Head of Household	59.7%
Single	21.2%

Number of Qualifying Children



Size of Expected Earned Income Tax Credit

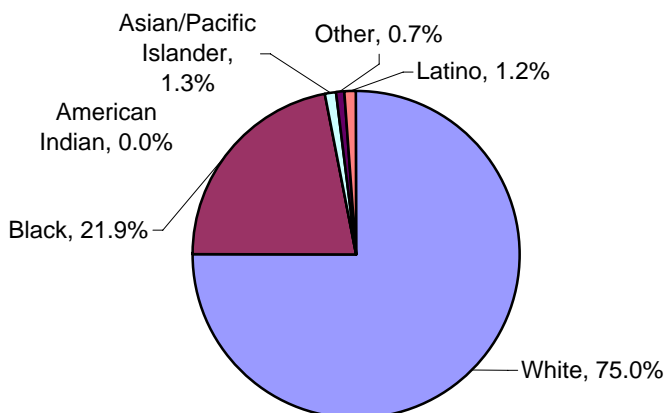


Adjusted Gross Income

\$1 to \$4,999	19.9%
\$5,000 to \$9,999	20.5%
\$10,000 to \$14,999	19.8%
\$15,000 to \$19,999	8.3%
\$20,000 to \$24,999	7.3%
\$25,000 to \$29,999	8.6%
\$30,000 to \$39,999	15.6%

EITC-ELIGIBLE TAX FILER CHARACTERISTICS

Race and Ethnicity of Taxpayer

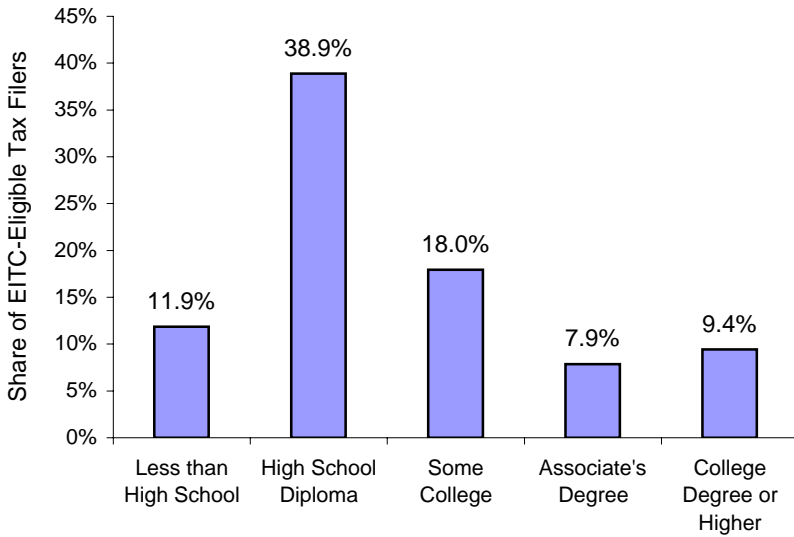


Age of Taxpayer

Under 25 years	14.0%
25 to 34 years	29.3%
35 to 44 years	23.2%
45 to 54 years	19.0%
55 years and over	14.5%

EITC-ELIGIBLE TAX FILER CHARACTERISTICS (CONTINUED)

Highest Level of Education Attained by Taxpayer



Home Ownership

Owner-occupied, with mortgage	39.1%
Owner-occupied, no mortgage	10.5%
Renter-occupied	47.6%

Receipt of Food Stamps

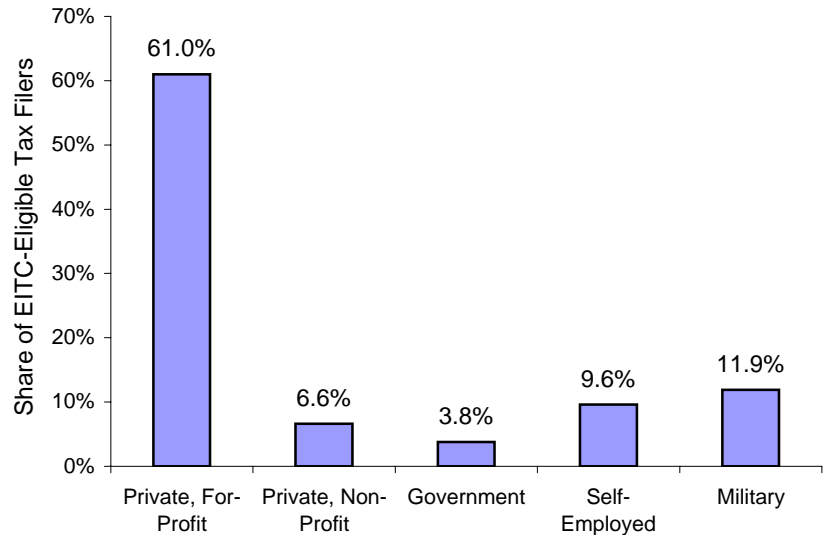
Share of tax filers in households that receive food stamps	29.3%
--	-------

Language Spoken at Home

English	97.2%
Other	2.8%

* "Other" includes any language that is spoken by (a) less than 1% of taxpayers, or (b) less than 2,000 taxpayers in total.

Sector of Work for Taxpayers



* Categories may not add to 100%. Remainder represents taxpayers who identified themselves as unemployed.

Top Five Occupations

Production/Manufacturing	13.4%
Office Administration	12.9%
Food Preparation	11.3%
Sales	7.5%
Transportation	7.1%

Top Five Industries

Healthcare	11.8%
Accommodation/Food Services	11.0%
Retail Trade	10.2%
Administrative Services	7.2%
Other Services	4.1%