

CHARACTERISTICS OF EITC-ELIGIBLE TAXPAYERS, 2007

METRO AREA:

Oklahoma City, OK

The Metropolitan Policy Program at Brookings

EITC-ELIGIBLE POPULATION

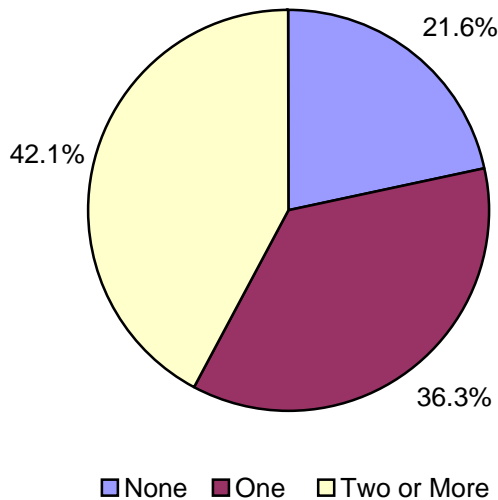
Total EITC-Eligible Tax Units 120,078 Total Population in EITC-Eligible Units 354,470

EITC-ELIGIBLE FILING UNIT CHARACTERISTICS

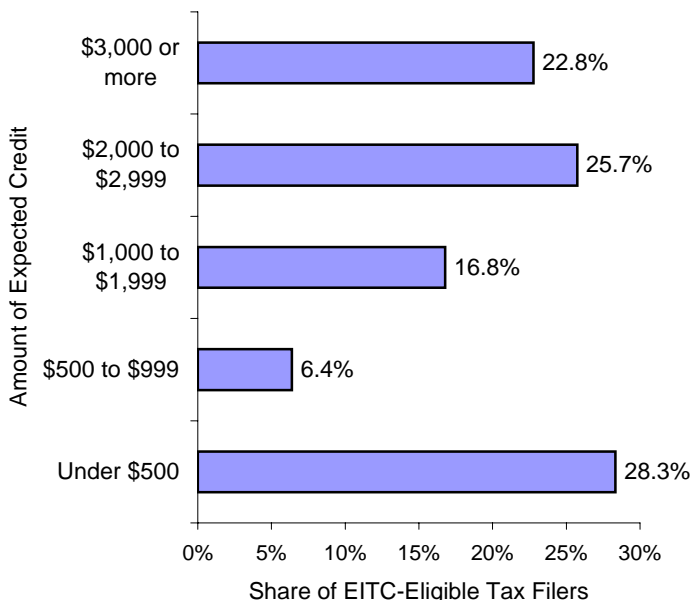
Filing Status

Married, Filing Jointly 28.9%
 Head of Household 51.8%
 Single 19.3%

Number of Qualifying Children



Size of Expected Earned Income Tax Credit

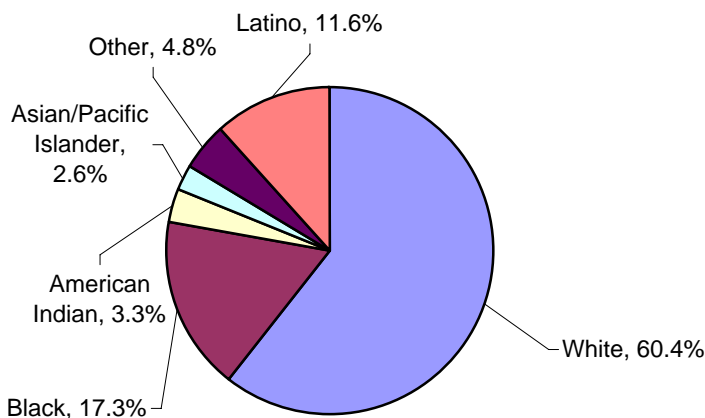


Adjusted Gross Income

\$1 to \$4,999 18.0%
 \$5,000 to \$9,999 17.3%
 \$10,000 to \$14,999 14.8%
 \$15,000 to \$19,999 12.4%
 \$20,000 to \$24,999 12.5%
 \$25,000 to \$29,999 12.2%
 \$30,000 to \$39,999 12.9%

EITC-ELIGIBLE TAX FILER CHARACTERISTICS

Race and Ethnicity of Taxpayer

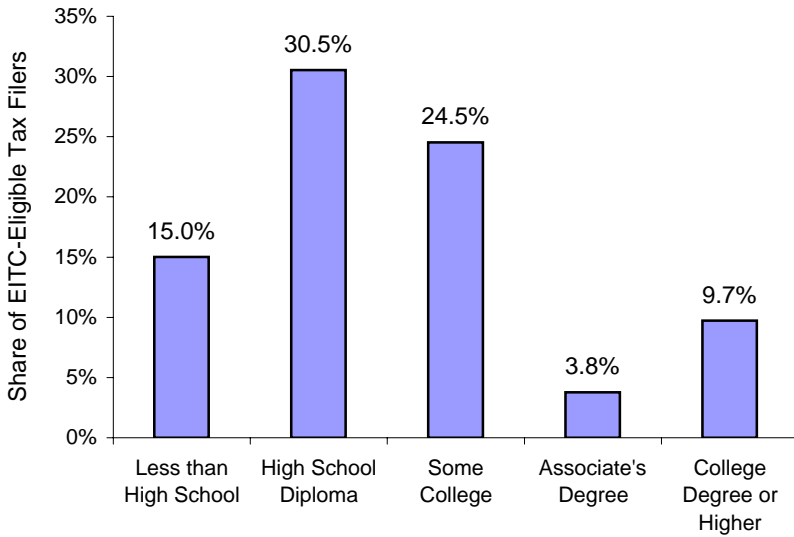


Age of Taxpayer

Under 25 years 16.5%
 25 to 34 years 34.2%
 35 to 44 years 21.2%
 45 to 54 years 15.7%
 55 years and over 12.5%

EITC-ELIGIBLE TAX FILER CHARACTERISTICS (CONTINUED)

Highest Level of Education Attained by Taxpayer



Home Ownership

Owner-occupied, with mortgage	33.0%
Owner-occupied, no mortgage	13.3%
Renter-occupied	51.7%

Receipt of Food Stamps

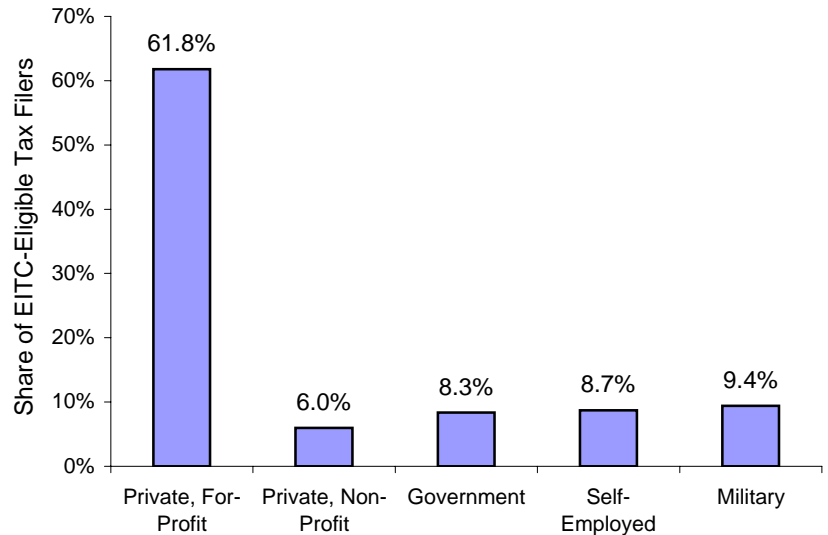
Share of tax filers in households that receive food stamps	27.6%
--	-------

Language Spoken at Home

English	85.3%
Spanish	10.5%
Vietnamese	1.9%
Other	2.3%

* "Other" includes any language that is spoken by (a) less than 1% of taxpayers, or (b) less than 2,000 taxpayers in total.

Sector of Work for Taxpayers



* Categories may not add to 100%. Remainder represents taxpayers who identified themselves as unemployed.

Top Five Occupations

Office Administration	15.2%
Construction/Mining	11.2%
Transportation	9.3%
Sales	8.9%
Food Preparation	8.2%

Top Five Industries

Retail Trade	12.9%
Construction	11.7%
Healthcare	11.0%
Accommodation/Food Services	9.1%
Manufacturing	8.3%