

CHARACTERISTICS OF EITC-ELIGIBLE TAXPAYERS, 2007

STATE:

Delaware

The Metropolitan Policy Program at Brookings

EITC-ELIGIBLE POPULATION

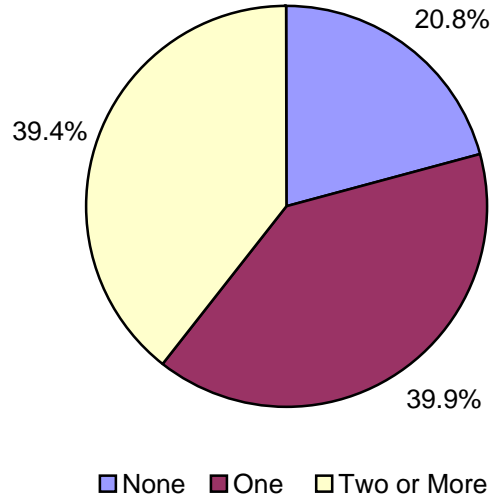
Total EITC-Eligible Tax Units	64,363	Total Population in EITC-Eligible Units	187,325
--------------------------------------	--------	--	---------

EITC-ELIGIBLE FILING UNIT CHARACTERISTICS

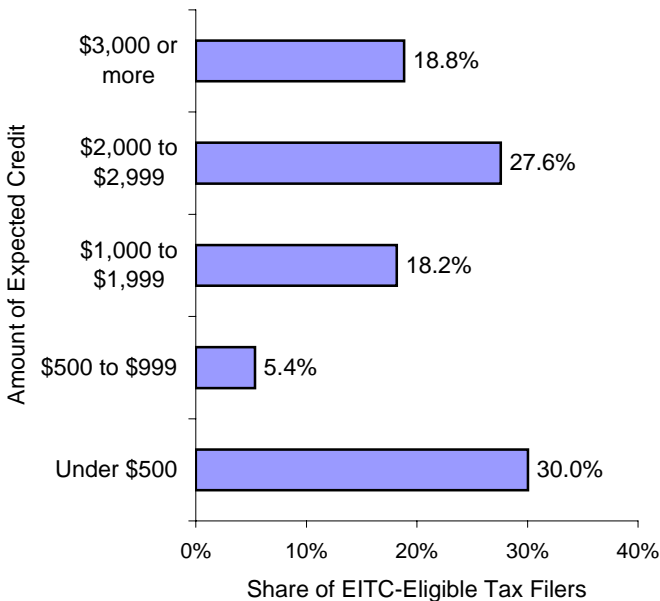
Filing Status

Married, Filing Jointly	21.9%
Head of Household	59.8%
Single	18.3%

Number of Qualifying Children



Size of Expected Earned Income Tax Credit

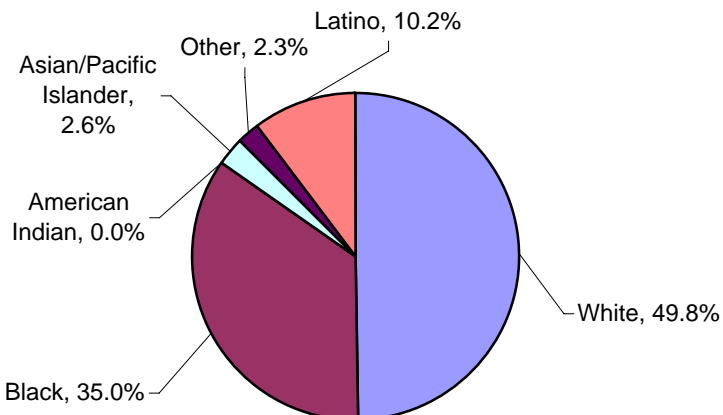


Adjusted Gross Income

\$1 to \$4,999	18.4%
\$5,000 to \$9,999	20.2%
\$10,000 to \$14,999	12.7%
\$15,000 to \$19,999	11.6%
\$20,000 to \$24,999	11.3%
\$25,000 to \$29,999	12.0%
\$30,000 to \$39,999	13.7%

EITC-ELIGIBLE TAX FILER CHARACTERISTICS

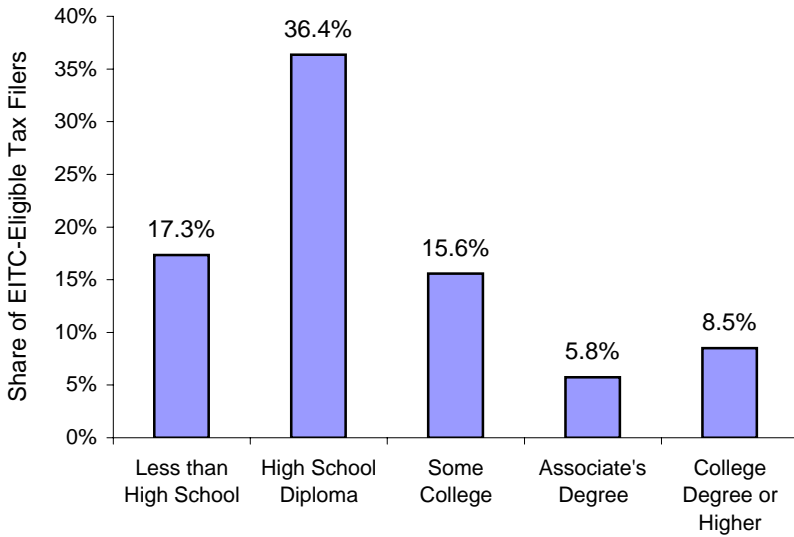
Race and Ethnicity of Taxpayer



Age of Taxpayer

Under 25 years	16.5%
25 to 34 years	31.0%
35 to 44 years	22.5%
45 to 54 years	14.9%
55 years and over	15.0%

Highest Level of Education Attained by Taxpayer



Home Ownership

Owner-occupied, with mortgage	40.1%
Owner-occupied, no mortgage	12.4%
Renter-occupied	45.2%

Receipt of Food Stamps

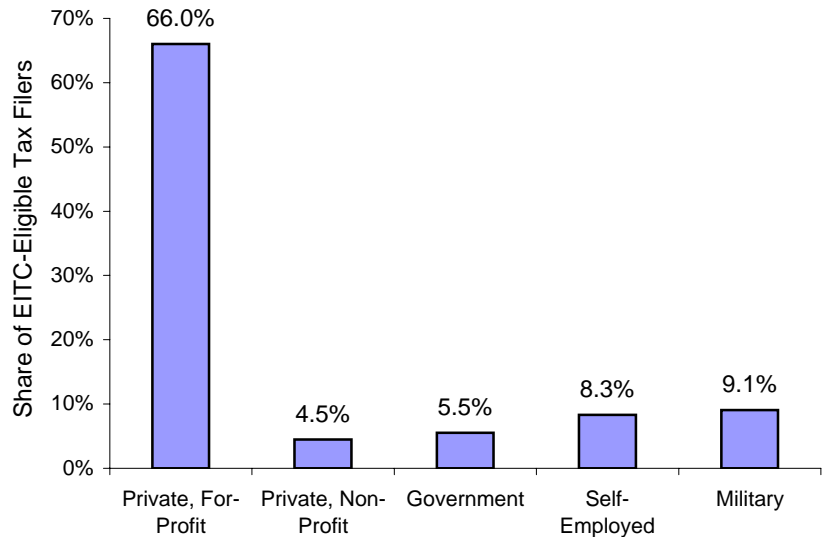
Share of tax filers in households that receive food stamps	25.6%
--	-------

Language Spoken at Home

English	84.7%
Spanish	10.5%
Other	4.8%

* "Other" includes any language that is spoken by (a) less than 1% of taxpayers, or (b) less than 2,000 taxpayers in total.

Sector of Work for Taxpayers



* Categories may not add to 100%. Remainder represents taxpayers who identified themselves as unemployed.

Top Five Occupations

Office Administration	18.2%
Maintenance	9.6%
Sales	9.1%
Food Preparation	8.9%
Construction/Mining	8.6%

Top Five Industries

Retail Trade	14.9%
Accommodation/Food Services	10.9%
Construction	10.3%
Healthcare	9.3%
Administrative Services	8.3%